


Helsinki

# Attachments

English-enriched teaching and learning  
Grades 3–4, Late spring




18 Me as a scientist: Water cycle and states of matter

Attachment 18.1: Weather flashcards



kuvatyokalu.papunet.net

Attachment 18.1: Weather flashcards

<p>storm</p> 	<p>a rainbow</p> 
<p>lightning</p> 	

[kuvatyokalu.papunet.net](http://kuvatyokalu.papunet.net)

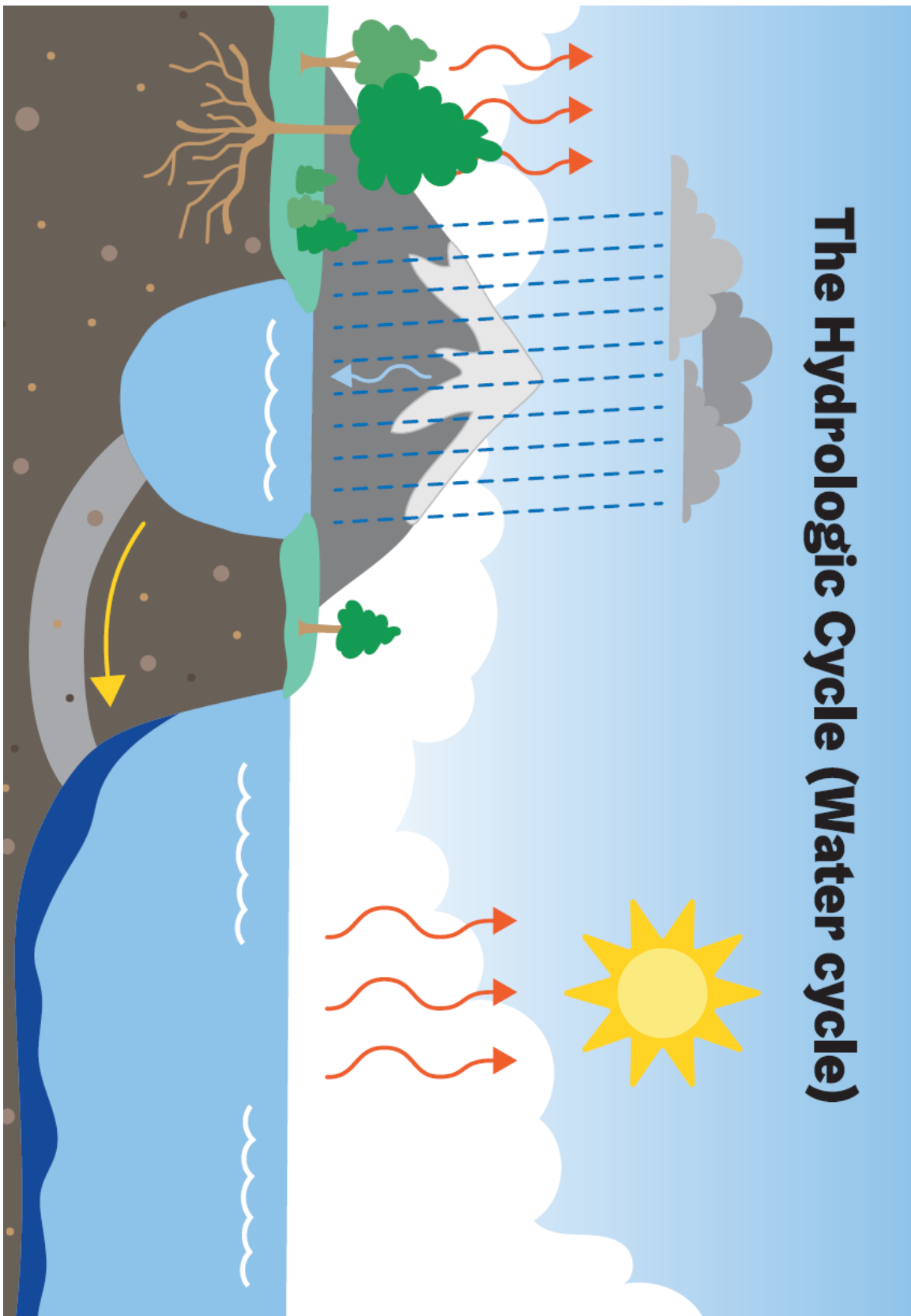
**Attachment 18.2:** Speaking/writing frame 1

First	the water	was heated by the sun.
Then	the gas	evaporated and turned into gas.
After that		condensed and turned into liquid again.
Finally		“rained” back to the bottom of the bag.

**Attachment 18.3:** Speaking frame 1

The weather	today in Paris in Mexico	is	foggy rainy sunny cold warm cloudy windy stormy wet hot icy	and the temperature is	-25°C. -20°C. -10°C. 0°C. 5°C. 10°C. 20°C. 30°C.
	tomorrow on Wednesday	will be		and the temperature will be	

Attachment 18.4: Water cycle poster



**Attachment 18.5:** Water cycle word cards

precipitation	wind
transpiration	evaporation
condensation	groundwater

**Attachment 18.5:** Water cycle word cards

runoff	river
sun	stream
lake	solid

**Attachment 18.5:** Water cycle word cards

liquid	gas
freeze	evaporate
steam	ice
water	

Attachment 18.6: Water cycle riddles

Riddle	Answer
It has been raining all day. This will tell how much of it came.	
It's not the water you skate on during winter nor the water you swim in during summer. But after swimming you can see it in the sauna.	
This moves the clouds up in the sky. If this gets too strong it can move buildings as well.	
If you mix this with cream you get a tasty treat.	
These seem to be moving all the time and in the end they end up in lakes and seas.	
You cannot see them with bare eyes but because of these we have clouds in the sky.	
The source of all life on earth. You can't see it at night like other stars.	
If it's too cold it stays still. Too hot and it will disappear into the sky. Just right and it will run freely.	
After years of filtering through sand and soil, pumps will bring it to your home and into your glass.	

## On water cycle

### Water Cycle

Pour yourself a glass of water and take a sip. Did you know that the water you've just swallowed is the same water that the first humans drank? That's because Earth has been recycling water for over **4 billion years!**

All of the world's water moves between lakes, rivers, oceans, the atmosphere and the land in an ongoing cycle - the **water cycle**. As it goes through this never-ending system, it can be a liquid (water), a gas (vapour) or a solid (ice).

Let's take a look at the different stages of the water cycle!

### Evaporation

The sun heats up the surface of the Earth, causing the temperature of the water in our rivers, lakes and oceans to rise. When this happens, some of the water evaporates into the air, turning into a gas called **vapour**. Plants and trees also lose water to the atmosphere through their leaves. This process is known as **transpiration**.

### Condensation

As water vapour rises up high into the sky, it cools and turns back into a liquid, forming clouds. This process is called **condensation**. Currents high up in the air move these clouds around the globe.

### Precipitation

When a lot of water has condensed, the water droplets in the clouds become too big and heavy for the air to hold them. And so they fall back down to Earth as rain, snow, hail or sleet, a process known as **precipitation**.

### Collection

The fallen precipitation is then collected in rivers, lakes and oceans, from where it will eventually evaporate back into the air, beginning the cycle all over again.

This is the **water cycle** that brought the 4-billion-year old water into your glass. Enjoy every sip!

**Attachment 18.8: Worksheet 1**

<b>Unknown word</b>	<b>Translation</b>

## 19. Me as a scientist: Photosynthesis

### Attachment 19.1: Speaking frame 1

#### This in my plant

The roots	are	green.
The stem	is	light green.
The leaves		brown.
The buds		thin.
		thick.
		small.
		big.

### Attachment 19.2: Speaking frame 2

Plant number one / two / three	looks	good.
	doesn't look	bad.
The leaves	has	healthy.
The stem	doesn't have	not well.
The roots	is	weak.
	isn't	strong.
	seems	brown.
	doesn't seem	green.
		...

**Attachment 19.3:** Photosynthesis flashcards

glucose	oxygen
carbon dioxide	sugar
produces	sunlight


**Attachment 19.3:** Photosynthesis flashcards

animals	chlorophyll
water	nutrients
growth	plants

# Photosynthesis Diagram

Use these words to fill in the gaps.

- |           |           |                |             |
|-----------|-----------|----------------|-------------|
| glucose   | oxygen    | carbon dioxide | sugar       |
| producers | sunlight  | animals        | chlorophyll |
| water     | nutrients | growth         | plants      |



Photosynthesis needs:

1. \_\_\_\_\_
2. \_\_\_\_\_
3. \_\_\_\_\_
4. \_\_\_\_\_
5. \_\_\_\_\_

Photosynthesis produces:

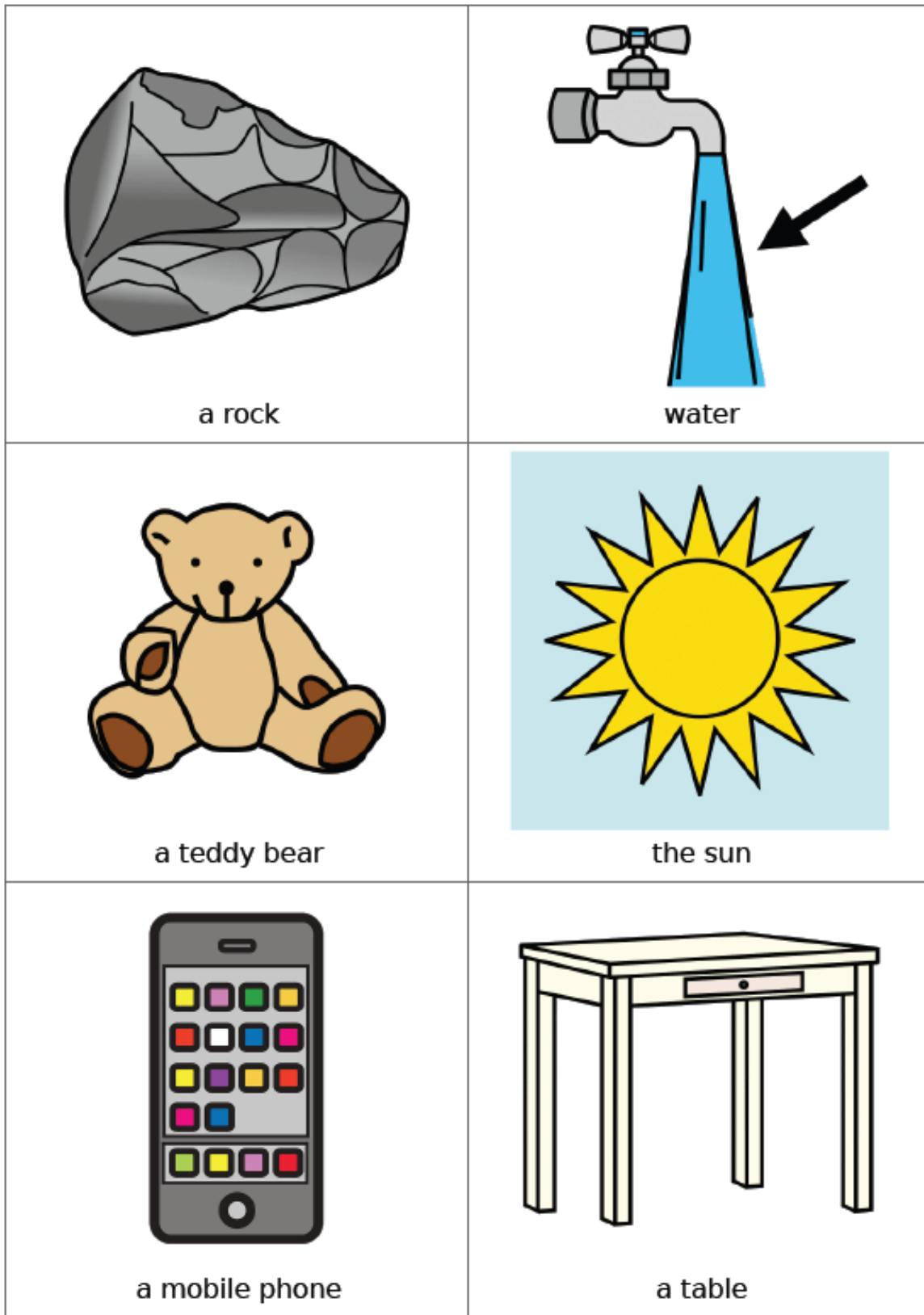
1. \_\_\_\_\_
2. \_\_\_\_\_

**20. Me as a scientist: Living and non-living things**

**Attachment 20.1:** Verb flashcards


eat	sleep
move	grow
breathe	reproduce

Attachment 20.2: Flashcards of living and non-living things




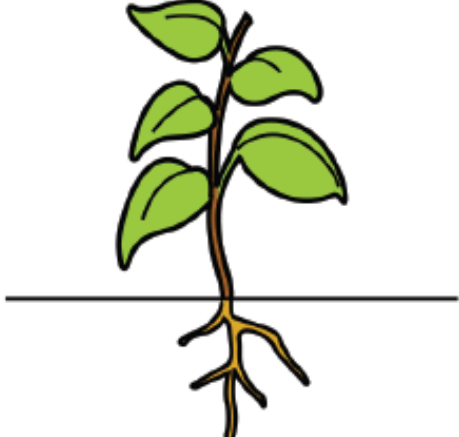


[kuvatyoikaluu.papunet.net](http://kuvatyoikaluu.papunet.net)

Attachment 20.2: Flashcards of living and non-living things



kuvatyoalku.papunet.net

Attachment 20.2: Flashcards of living and non-living things

 <p>a tree</p>	 <p>a plant</p>
 <p>grass</p>	 <p>a fish</p>

kuvatyoakalu.papunet.net

**Attachment 20.3:** Speaking frame 1

A cat	is a living thing	because	it eats and sleeps.
A rock	is a non-living thing		it doesn't breathe or reproduce.

## Living things

CAN	HAVE	NEED
-----	------	------

RUN	SLEEP	BREATHE	EAT
BABIES	WATER	FOOD	OXYGEN
FEET	SMELL	HUNT	EYES
EARS	FUR	CLIMB	REPRODUCE

## 21. Me as an artist: Volume, meter, tempo, and pitch

Attachment 21.1: Musical elements flashcards

<b>RYTHM</b>	<b>MELODY</b>
<b>DURATION</b>	<b>STRUCTURE</b>
<b>HARMONY</b>	<b>PITCH</b>

**Attachment 21.1:** Musical elements flashcards

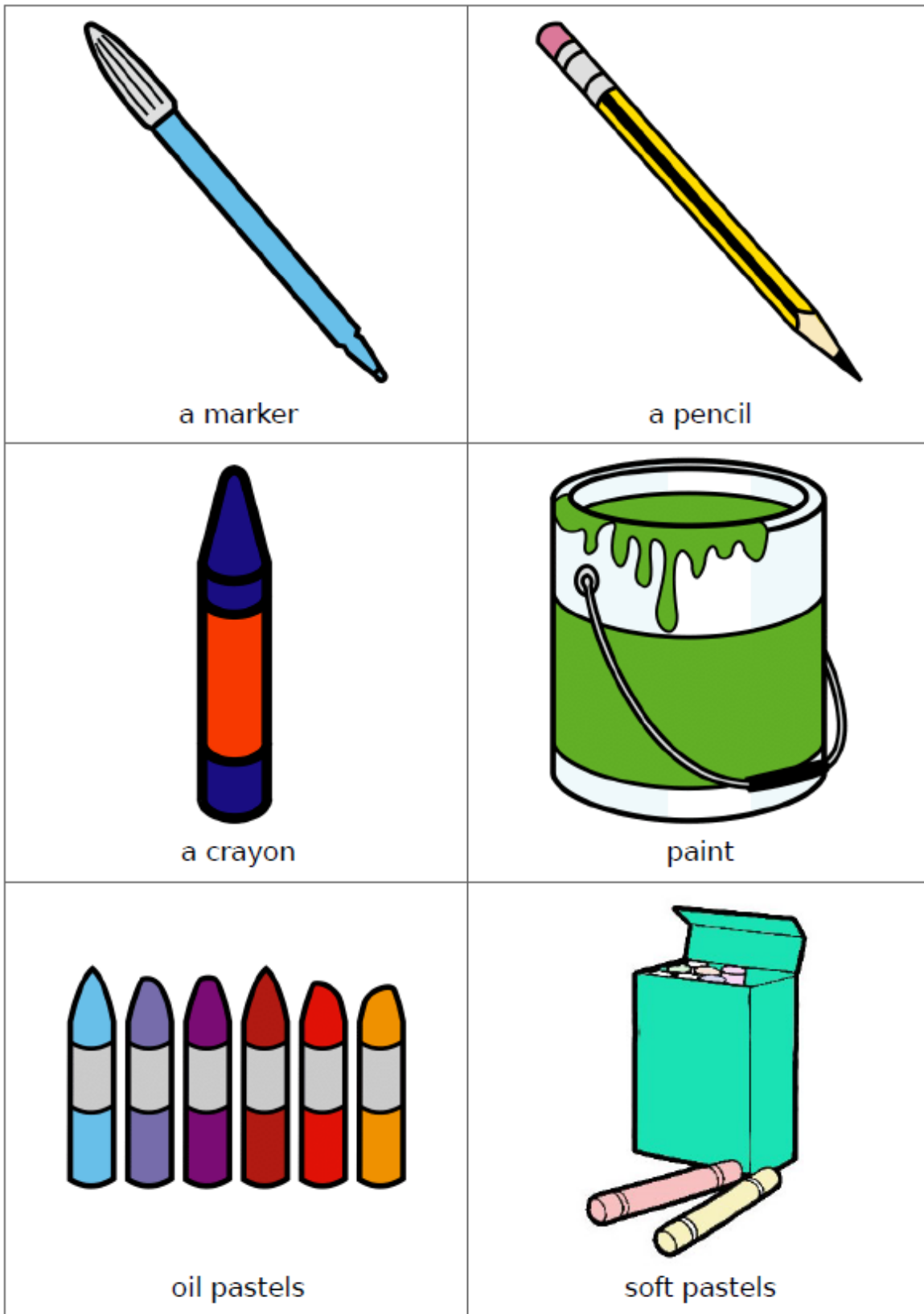
<b>TEMPO</b>	<b>DYNAMICS</b>
<b>PULSE</b>	<b>BEAT</b>
<b>TIMBRE</b>	<b>TEXTURE</b>

Attachment 21.2: Speaking frame 1

The tempo	is	faster.
The pitch	was	slower.
The volume		higher.
The meter		lower.
The duration		longer.
		shorter.
		louder.
		quieter.


## 22. Me as an artist - Planning in arts and crafts

### Attachment 22.1: Arts & crafts equipment flashcards








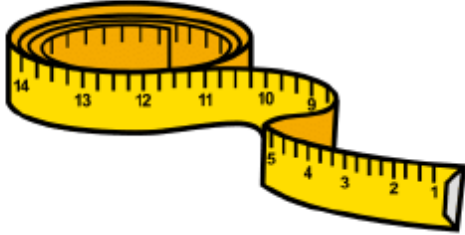
kuvatyoaku.papunet.net

Attachment 22.1: Arts & crafts equipment flashcards



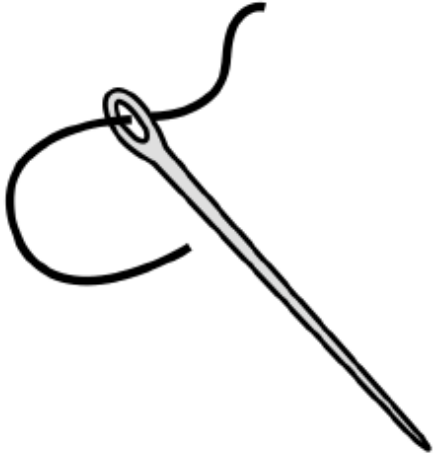


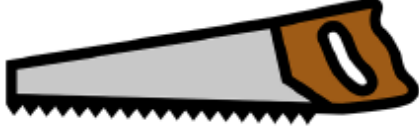


kuvatyoikal.papunet.net

Attachment 22.1: Arts & crafts equipment flashcards

 <p>scissors</p>	 <p>clay</p>
 <p>a hammer</p>	 <p>a nail</p>
 <p>a screw</p>	 <p>a tape measure</p>


[kuvatyoikalu.papunet.net](http://kuvatyoikalu.papunet.net)

Attachment 22.1: Arts & crafts equipment flashcards

 <p>a sewing needle</p>	 <p>a sewing machine</p>
 <p>pincers</p>	 <p>a saw</p>
 <p>a screwdriver</p>	 <p>a spanner</p>

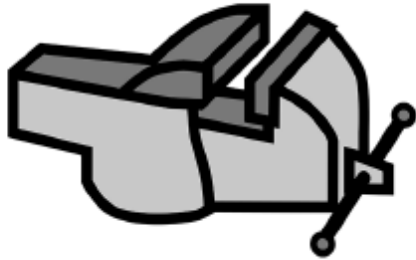
kuvetyokalu.papunet.net

Attachment 22.1: Arts & crafts equipment flashcards



[kuvatyokalu.papunet.net](http://kuvatyokalu.papunet.net)

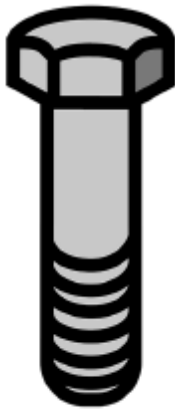
Attachment 22.1: Arts & crafts equipment flashcards



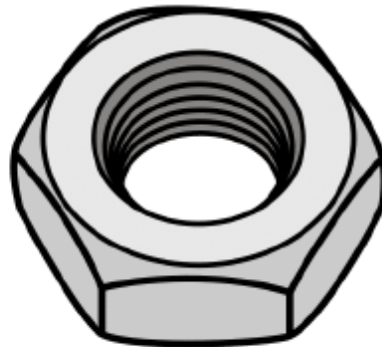
a vice



safety glasses




a bolt



a nut



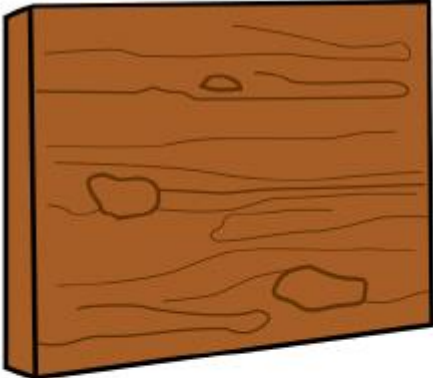
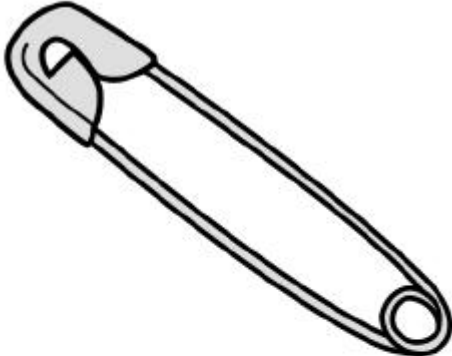
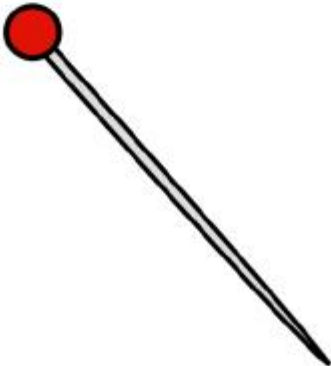

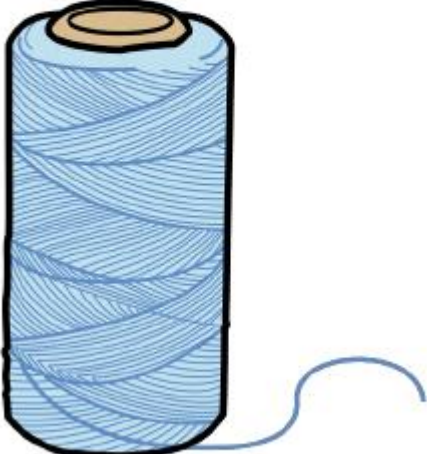

a ruler



wood


[kuvatyokalu.pspunet.net](http://kuvatyokalu.pspunet.net)

Attachment 22.1: Arts & crafts equipment flashcards

 <p>wood board</p>	 <p>a safety pin</p>
 <p>a straight pin</p>	 <p>a seam ripper</p>
 <p>sewing thread</p>	 <p>wool thread</p>

kuvatyo kala.papunet.net

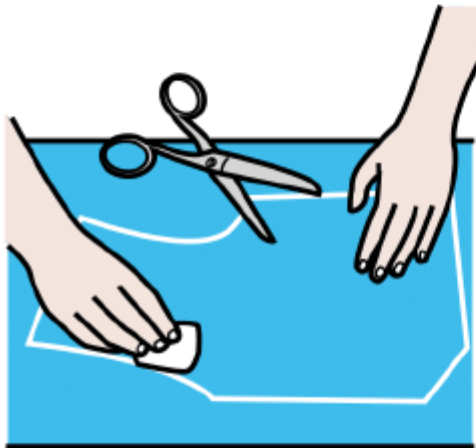
Attachment 22.1: Arts & crafts equipment flashcards



cotton thread



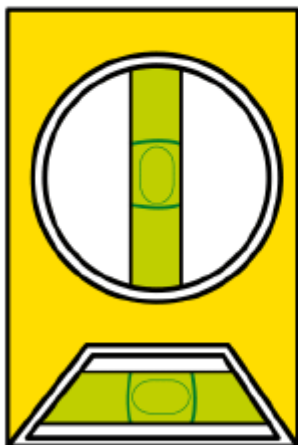
an iron



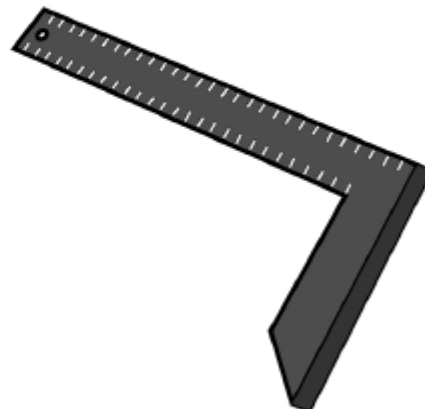
a tailor's chalk



a crochet hook



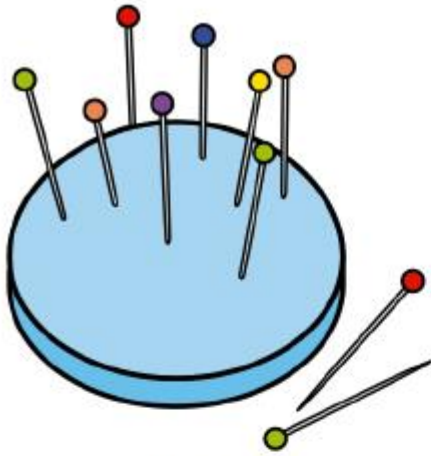
a level



a square

kuvatyokeku.papunet.net

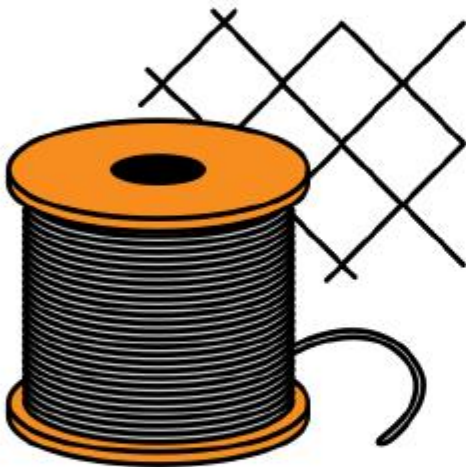
Attachment 22.1: Arts & crafts equipment flashcards



a pin cushion



a button



iron wire



silk paper



tape



felt

kuvatyokalu.papunet.net

Attachment 22.1: Arts & crafts equipment flashcards



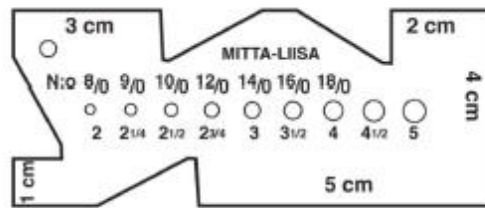
a bobbin



a felting needle



a machine needle



a measuring gauge



needle felting wool

[kuvatyokaluu.pspunet.net](http://kuvatyokaluu.pspunet.net)

Attachment 22.2: Speaking frame 1

I like	wood paper wool cotton	because	it is soft. it feels cool. it is pretty. it looks natural.
--------	---------------------------------	---------	---

Attachment 22.3: Speaking frame 2

I chose I wanted to use I like	leather cardboard watercolours	because	it is durable material. it looks good. I like how it feels.
---	--------------------------------------	---------	---

I'm	happy content disappointed	with	how I planned my work. how the work turned out. how I concentrated during the process. how I worked with my group/ partner. how I was patient in my work.
-----	----------------------------------	------	--