


# Financial Management with AI





# Financial Management

- Introduction video
  - Video: Putting AI to work for Finance
  - Podcast: Smarter Numbers – AI for Finance Automation and Forecasting
  - Prompt exercises
  - Further reading
- 
- This study pack takes about 1-2 hours to complete depending on how many prompt exercises you'll try.



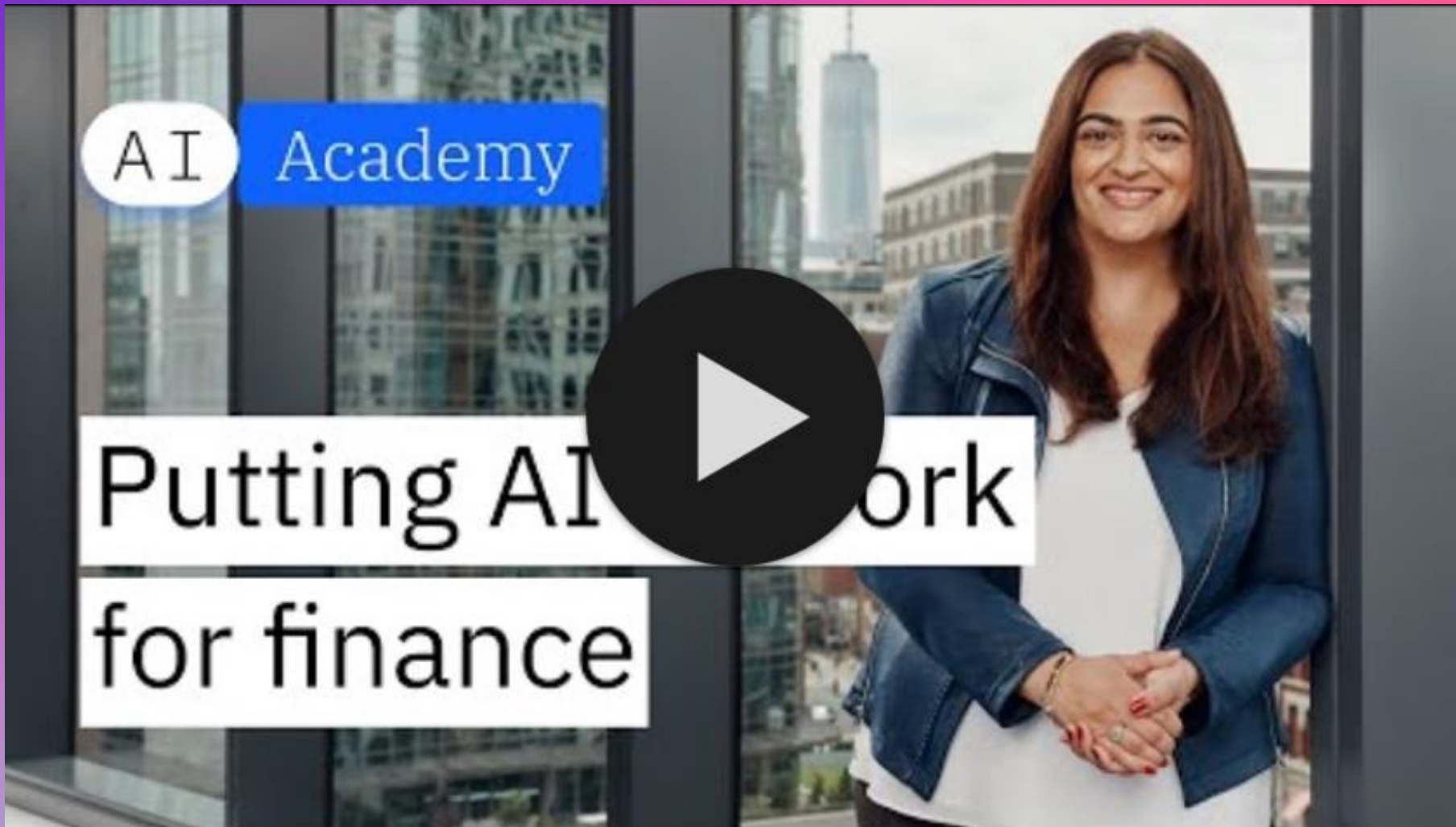
# Watch the introduction video!



This video is created with HeyGen.



Watch the video on AI in Finance





**Listen to the podcast:**  
Smarter Numbers: AI for  
Finance Automation and  
Forecasting

This podcast is created with Notebook LM.

# Hands-on prompting exercises 1/2


**Prep:** Share a **sample dataset** (e.g. CSV of quarterly revenues & expenses).  
Make sure to anonymize it if needed.

## 1. Cash-Flow Forecast

- **Prompt:** “Here is a table of monthly revenues and expenses for two years. Generate a 12-month cash-flow forecast with best-case and worst-case scenarios, and visualize results as a simple ASCII chart.”
- **Goal:** Learn how to push data into LLM and get structured forecasts.

## 2. Expense Categorization Audit

- **Prompt:** “I have these 20 sample transactions. Group them into standard categories (Payroll, Rent, Marketing, Office Supplies) and flag any that need manual review.”
- **Goal:** See how LLM handles categorization and error-flagging.



# Hands-on prompting exercises 2/2

## 3. Automated Management Commentary

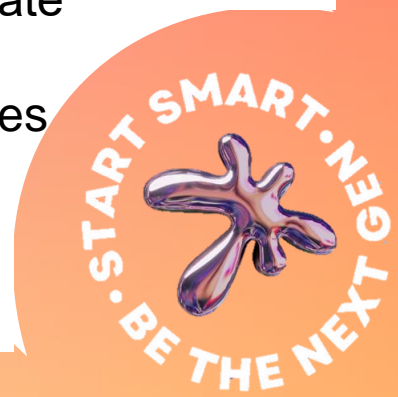
- **Prompt:** “Using this P&L summary, draft a 300-word management commentary highlighting key wins, risks, and one action item to improve margins.”
- **Goal:** Experience AI-written narrative and then practice refining tone.

## 4. Forecast-Scenario Drill

- **Prompt:** “If marketing spend increases by 20 % next quarter, how will that affect net cash-flow? Compare to a 10 % spend case.”
- **Goal:** Explore “what-if” scenarios via follow-up prompts.

## 5. Financial Ratio Analysis & Insights

- **Prompt:** “Here’s a simplified balance sheet and income statement for [company]. Calculate the following key ratios: current ratio, quick ratio, debt-to-equity, return on assets (ROA), and return on equity (ROE). Then provide a brief interpretation of what each ratio indicates about the company’s financial health.”
- **Goal:** Learn how to extract numerical data, compute standard financial ratios via LLM, and interpret AI-generated insights on liquidity, leverage, and profitability.



# Further reading

- **How AI Can Help Your Company Set a Budget**

<https://hbr.org/2024/11/how-ai-can-help-your-company-set-a-budget>

- **How a Legacy Financial Institution Went All In on Gen AI**

<https://hbr.org/2025/03/how-a-legacy-financial-institution-went-all-in-on-gen-ai>

- **How Finance Teams Unlock the Full Potential of AI**

Webinar <https://hbr.org/webinar/2025/03/how-finance-teams-unlock-the-full-potential-of-ai>

- **Overview of Copilot for Power BI**

<https://learn.microsoft.com/en-us/power-bi/create-reports/copilot-introduction>



# UPSKILLING ENTREPRENEURS WITH AI

Join our  
AI enhanced  
entrepreneur  
programme  
to learn the  
business skills  
of tomorrow!



START SMART.  
BE THE NEXT GEN.



Interreg



Co-funded by  
the European Union

Central Baltic Programme



☀️ Training is FREE for participants! ☀️



**Interreg**



Co-funded by  
the European Union

**Central Baltic Programme**

---

**UPBEAT**

This activity was supported as part of [UPBEAT](#), an Interreg Central Baltic Programme 2021- 2027 project co-funded by the European Union.

**Upskilling Immigrants for  
Business Planning and Entrepreneurship  
using AI Technologies**

