
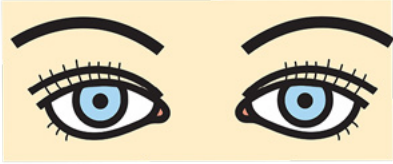
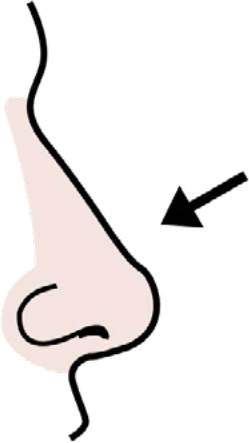


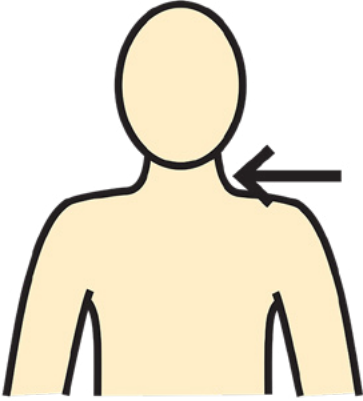
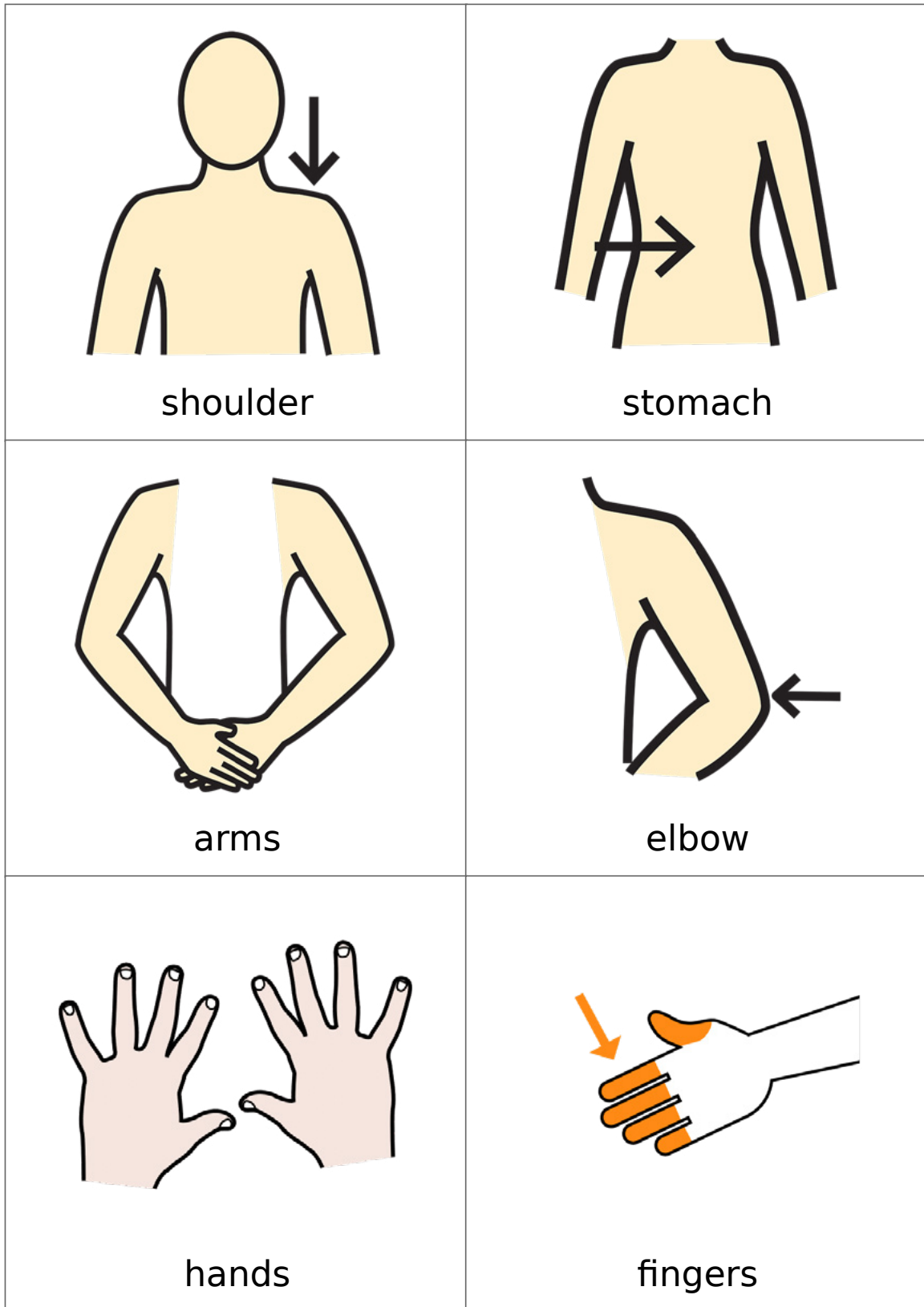


Attachment 15.1: Parts of the body flashcards

 <p>head</p>	 <p>eyes</p>
 <p>nose</p>	 <p>ears</p>
 <p>mouth</p>	 <p>neck</p>

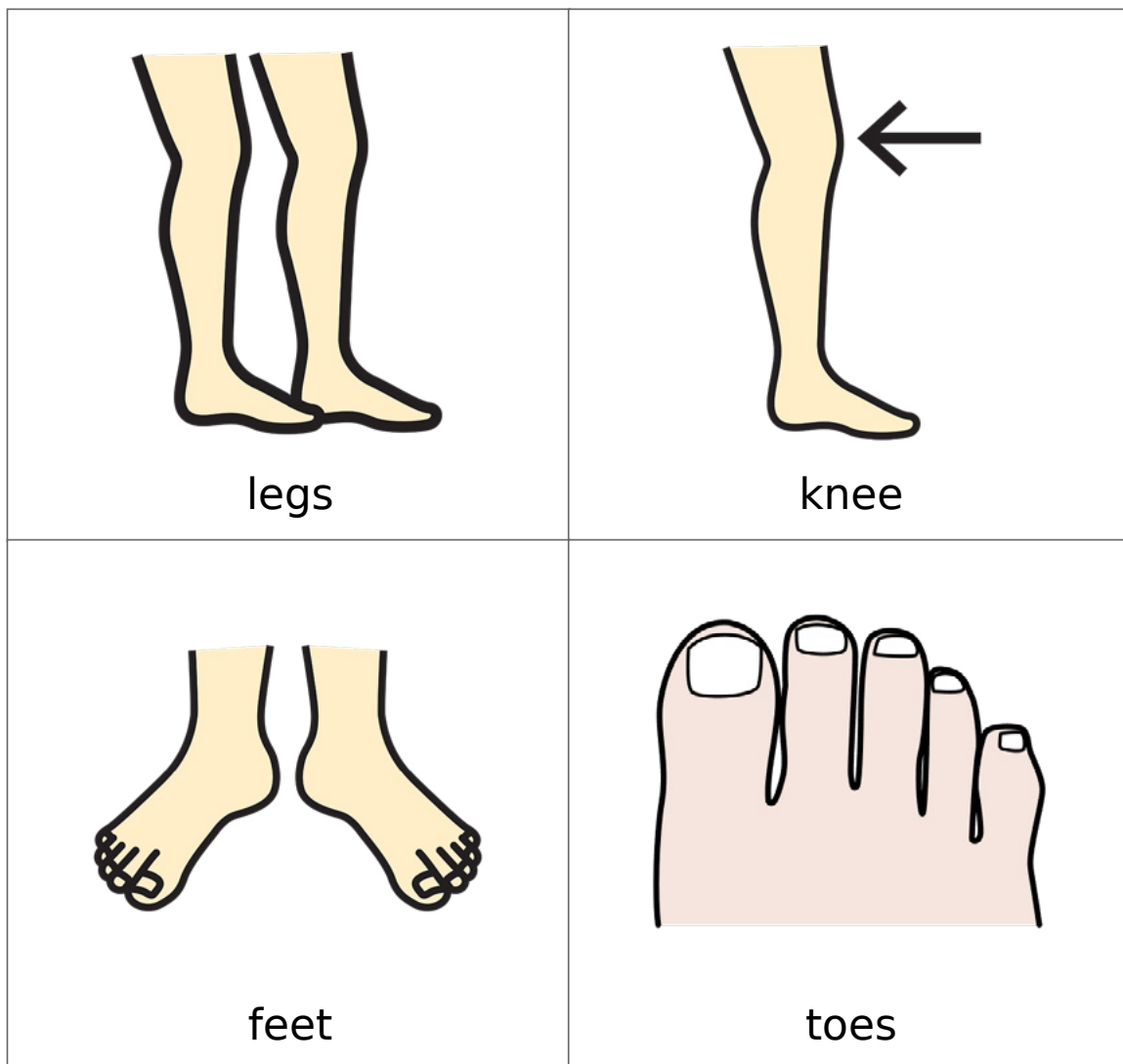
kuvatyo.kalu.papunet.net

Attachment 15.1: Parts of the body flashcards




kuvatyokalu.papunet.net

Attachment 15.1: Parts of the body flashcards




<p>Move</p>	<p>your</p>	<p>head eyes nose ears mouth neck shoulders stomach arms elbows hands fingers legs knees feet toes</p>
-------------	-------------	--

My body




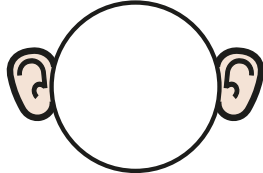
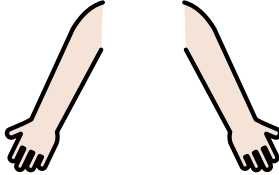





My body



I have	one two three four five six seven eight nine ten	head eyes nose ears mouth neck shoulders stomach arms elbows hands fingers legs knees feet toes
--------	---	--

Attachment 15.5: How many parts of the body worksheet

<p>I have _____ head.</p>	
<p>I have _____ eyes.</p>	
<p>I have _____ nose.</p>	
<p>I have _____ ears.</p>	
<p>I have _____ arms and _____ hands.</p>	
<p>I have _____ legs and _____ feet.</p>	
<p>I have _____ fingers on each hand.</p>	
<p>I have _____ toes on each foot.</p>	

<p>How many</p>	<p>heads eyes noses ears arms hands fingers legs feet toes</p>	<p>do you have?</p>
<p>I have</p>	<p>one two three four five six seven eight nine ten</p>	<p>head(s) eye(s) nose(s) ear(s) arm(s) hand(s) finger(s) leg(s) foot/feet toe(s)</p>

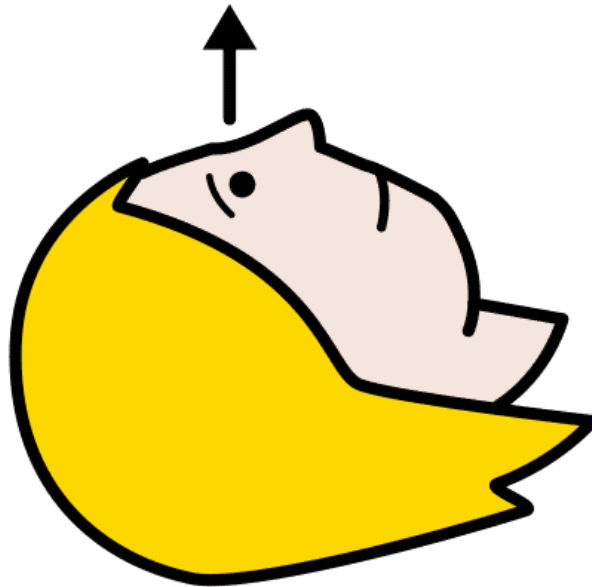
<p>This He She</p>	<p>is</p>	<p>(a name)</p>	
<p>He She It</p>	<p>has</p>	<p>one two three four five six seven eight nine ten</p>	<p>head(s) eye(s) nose(s) ear(s) arm(s) hand(s) finger(s) leg(s) foot/feet toe(s)</p>

smell



kuvatyoikalu.papumet.net


sight



taste



hearing








Attachment 16.1: Five senses flashcards

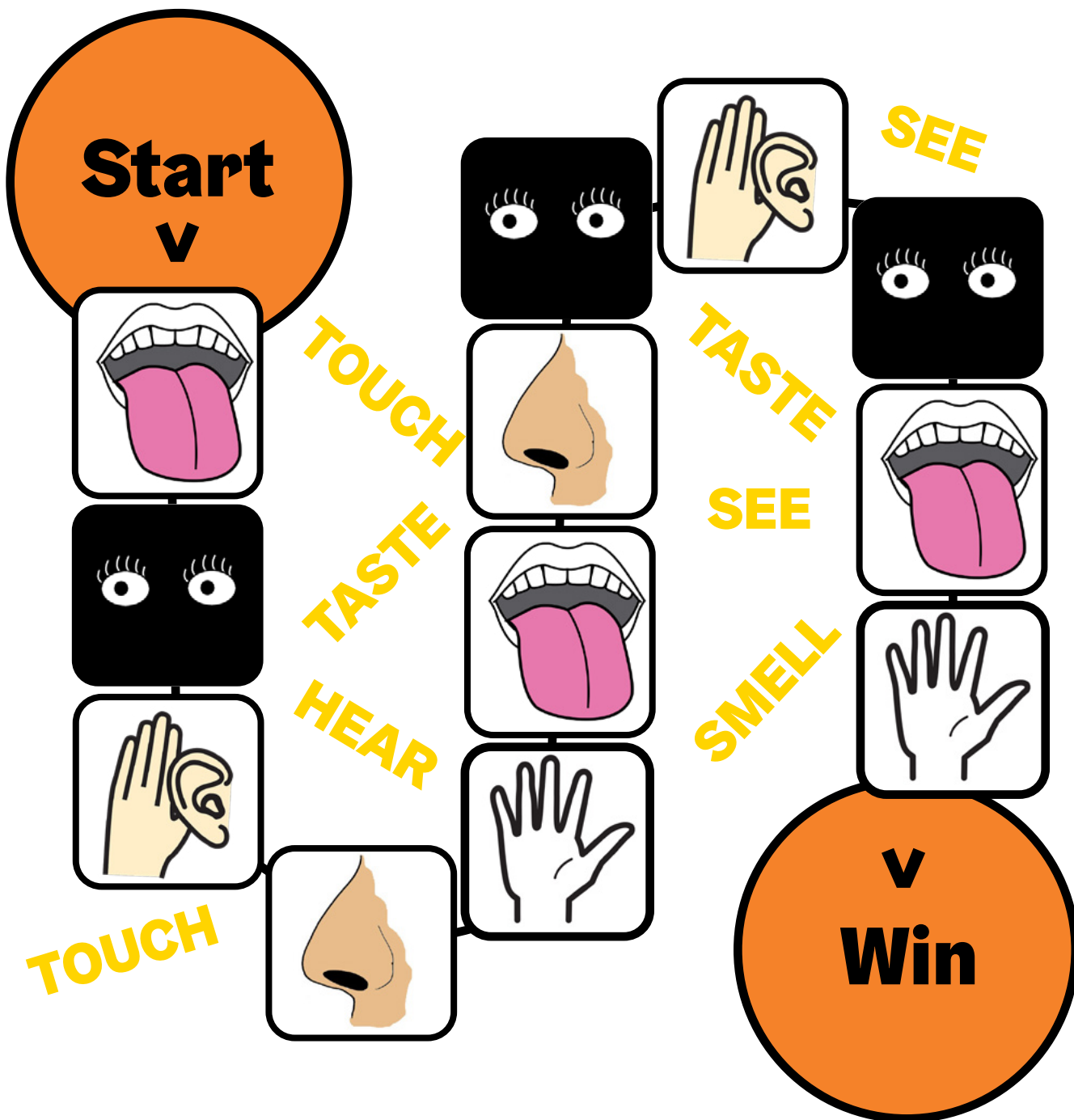







Attachment 16.2: Guess What Sense game board

			
music	a cloud	a hamburger	a star
			
the Sun	a lollipop	a skunk	a hot dog
			
petrol	voice	a watermelon	flowers
			
maracas	a rainbow	a guitar	a rose

<p>Can you...</p>	<p>taste </p> <p>see </p> <p>hear </p> <p>feel </p> <p>smell </p>	<p>it?</p>	<p>Yes, you can.</p> <p>No, you can't.</p>
-------------------	---	------------	--

What Makes Sense?



<p>I can</p>	<p>taste see hear feel smell</p>	<p>with my tongue. </p> <p>with my eyes. </p> <p>with my ears. </p> <p>with my hands </p> <p>with my nose </p>
--------------	--	--







Attachment 16.6 : Speaking frame 2

What can you	smell?	I can	smell	a rose flowers. rain. grass. gas. smoke.
	see?		see	a tree. a flower. a car. a cloud. the sun. a rainbow the sunset
	taste?		taste	crisps. ice cream. coffee. porridge. lemonade. chocolate. chili.
	hear?		hear	birds singing. music. the wind. a baby crying. a bee. an ambulance.
	touch?		touch	a dog. a cushion. a tree. snow. water. tea. slime.

Attachment 16.6: Speaking frame 2







How does it	smell?	It	smells	sweet. fresh. smoky. bad. nice. burnt. stinky.
	look?		looks	light. dark. colourful. beautiful. ugly. green.
	taste?		tastes	good. bad. sour. sweet. salty. disgusting. bitter.
	sound?		sounds	loud. quiet. beautiful. scratching. buzzing. annoying.
	feel?		feels	soft. smooth. hard. rough. hot. cold. slimy.

Attachment 16.7: Using my senses flashcards

 <p>a rose</p>	 <p>flowers</p>
 <p>rain</p>	 <p>grass</p>
 <p>gas</p>	 <p>smoke</p>


kuvatyokalu.papunet.net

Attachment 16.7: Using my senses flashcards

 <p>a tree</p>	 <p>a flower</p>
 <p>a car</p>	 <p>a cloud</p>
 <p>the sun</p>	 <p>a rainbow</p>

kuvatyo.kalu.papunet.net

Attachment 16.7: Using my senses flashcards



the sunset



crisps



ice cream



coffee



porridge




lemonade


Attachment 16.7: Using my senses flashcards



chocolate



chili



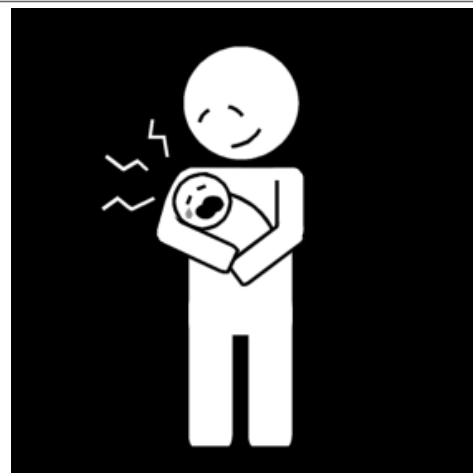
a bird singing



music



wind



a baby crying

kuvatyo.kalu.papunet.net


Attachment 16.7: Using my senses flashcards



a bee



an ambulance



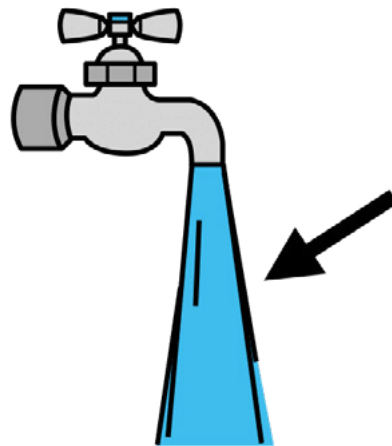
a dog



a cushion








snow








water

Attachment 16.7: Using my senses flashcards



<p>a baby</p> 	<p>a child</p> 
<p>a teenager</p> 	<p>an adult</p> 
<p>an elderly person</p> 	

Attachment 17.1: Growing up flash cards

<p>a baby</p> 	<p>a child</p> 
<p>a teenager</p> 	<p>an adult</p> 
<p>an elderly person</p> 	

kuvatyoikalu.papunet.net

My name is _____.

My mom is _____.

My dad is _____.

I have _____ sisters and _____ brothers.

I was born on _____ in _____.
(the date) (the place)

I was _____ tall and weighed _____.

I had no / a lot of hair. My hair was _____.
(colour)

When I was 1 year old, my favourite...

... food was _____.







... toy was _____.

... person was _____.

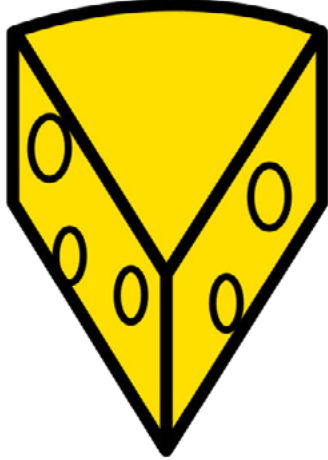


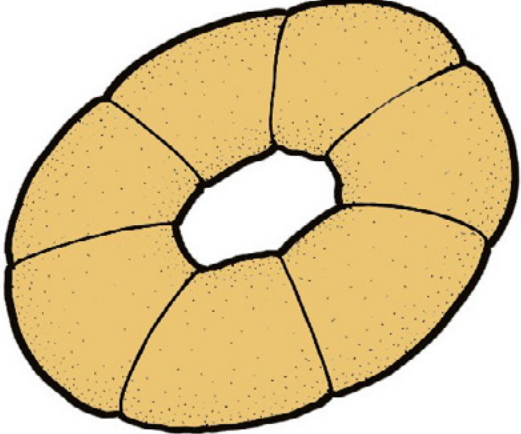


My first best friend was _____.

Here is a picture of me when I was a baby:







Attachment 18.1: Food flashcards

 <p>eat</p>	 <p>drink</p>
 <p>fruit</p>	 <p>vegetables</p>
 <p>butter</p>	 <p>milk</p>

Attachment 18.1: Food flashcards





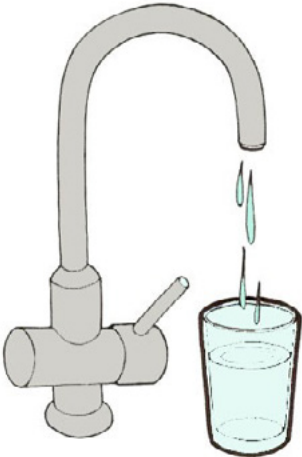

 <p data-bbox="437 884 560 920">cheese</p>	 <p data-bbox="1034 884 1157 920">an egg</p>
 <p data-bbox="453 1444 544 1480">meat</p>	 <p data-bbox="1043 1444 1145 1480">bread</p>
 <p data-bbox="359 2004 624 2040">a slice of bread</p>	 <p data-bbox="1050 2004 1145 2040">pasta</p>

Attachment 18.1: Food flashcards

 <p>rice</p>	 <p>juice</p>
 <p>ice cream</p>	 <p>salad</p>
 <p>pizza</p>	 <p>yoghurt</p>







kuvatyokalu.papunet.net

Attachment 18.1: Food flashcards

 <p>fish</p>	 <p>sauce</p>
 <p>a sausage</p>	 <p>olive oil</p>
 <p>water</p>	 <p>crispbread</p>







kuvatyoikalu.papunet.net

Attachment 18.1: Food flashcards

 <p>a carrot</p>	 <p>a pepper</p>
 <p>a turnip</p>	 <p>a cucumber</p>
 <p>a lettuce</p>	 <p>a cauliflower</p>







kuvatyoalu.papunet.net

Attachment 18.1: Food flashcards







 <p data-bbox="424 882 560 920">an apple</p>	 <p data-bbox="1015 882 1177 920">a banana</p>
 <p data-bbox="411 1442 587 1480">an orange</p>	 <p data-bbox="986 1442 1206 1480">a strawberry</p>
 <p data-bbox="443 2002 555 2040">a pear</p>	 <p data-bbox="1027 2002 1161 2040">broccoli</p>

kuvatyo.kalu.papunet.net

Attachment 18.1: Food flashcards

 <p>an onion</p>	 <p>soup</p>
 <p>fish fingers</p>	 <p>spagetti</p>
 <p>a potato</p>	 <p>chicken</p>

Attachment 18.1: Food flashcards


 <p>porridge</p>	 <p>a hamburger</p>
 <p>spinach</p>	 <p>casserole</p>
 <p>lasagne</p>	 <p>patties</p>

kuvatyokalu.papunet.net

Attachment 18.1: Food flashcards




sour milk




radish




courgette



olives




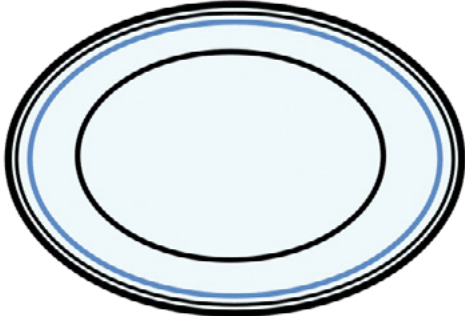




a tortilla





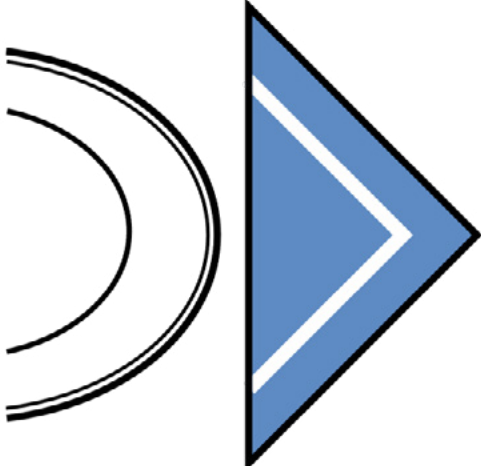
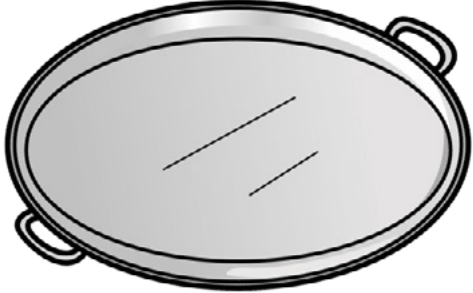


a sandwich

Attachment 18.1: Food flashcards

 <p>watermelon</p>	 <p>oatmilk</p>
 <p>a glass</p>	 <p>a plate</p>
 <p>cutlery</p>	 <p>a knife</p>







kuvatyo.kalu.papunet.net

Attachment 18.1: Food flashcards

 <p>a fork</p>	 <p>a spoon</p>
 <p>a napkin</p>	 <p>a tray</p>
 <p>a scoop</p>	 <p>peasoup</p>







kuvatyo.kalu.papunet.net

Attachment 18.1: Food flashcards

 <p data-bbox="400 882 598 920">french fries</p>	 <p data-bbox="1038 882 1153 920">a cake</p>
 <p data-bbox="368 1447 632 1485">a piece of cake</p>	 <p data-bbox="1031 1447 1166 1485">biscuits</p>
 <p data-bbox="411 2002 587 2040">a cupcake</p>	 <p data-bbox="999 2002 1193 2040">a soft drink</p>

kuvatyo.kalu.papunet.net

Attachment 18.1: Food flashcards

 <p>a doughnut</p>	 <p>a milkshake</p>
 <p>blueberries</p>	 <p>rasberries</p>
 <p>cloudberries</p>	 <p>lingonberries</p>

kuvatyokalu.papunet.net

Attachment 18.1: Food flashcards




redcurrants




blackcurrants




lollipop



chocolate

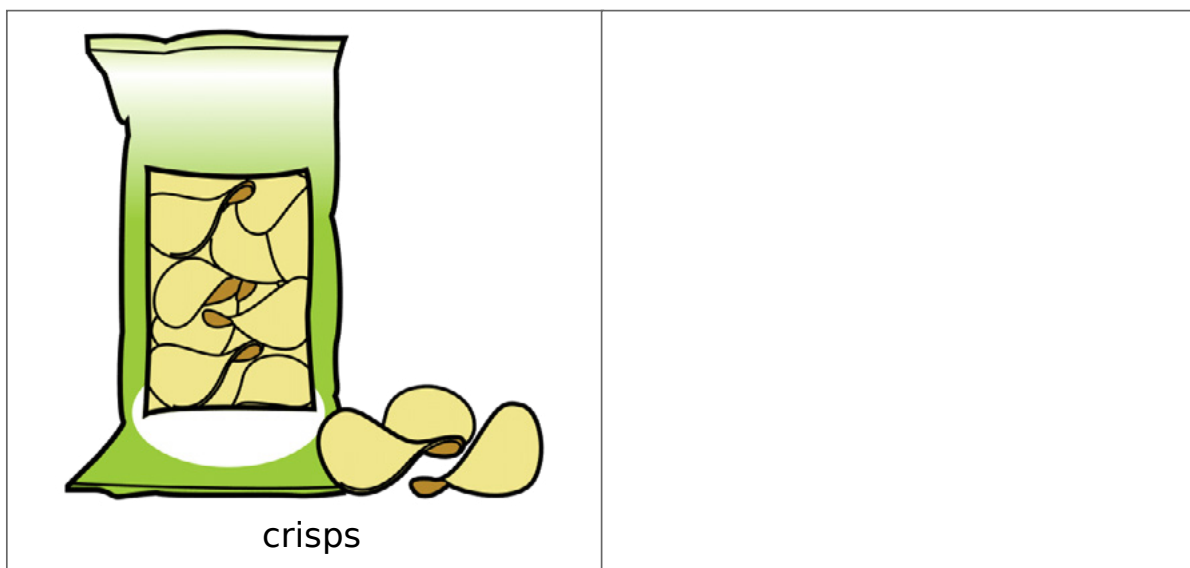


sweets

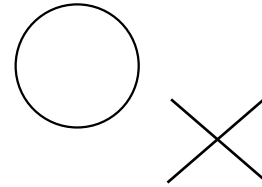


















a swede

Attachment 18.1: Food flashcards



1. Write the names of the food.
2. Circle the healthy foods.
3. Cross the unhealthy foods.



 _____	 _____	 _____	 _____
 _____	 _____	 _____	 _____
 _____	 _____	 _____	 _____
 _____	 _____	 _____	 _____

kuvatyokalu.papunet.net




<p>A An -</p>	<p>apple french fries cucumber soft drink orange piece of cake crisps tomato pear sweets salad chocolate hamburger ice cream blueberries potato</p>	<p>is are</p>	<p>healthy. unhealthy.</p>
-----------------------	---	-------------------	--------------------------------

Attachment 19.1: Motion flashcards



kuvatyoikalu.papunet.net

Attachment 19.1: Motion flashcards

 <p>stop</p>	 <p>sneak</p>
 <p>tiptoe</p>	 <p>skip</p>
 <p>catch</p>	 <p>climb</p>

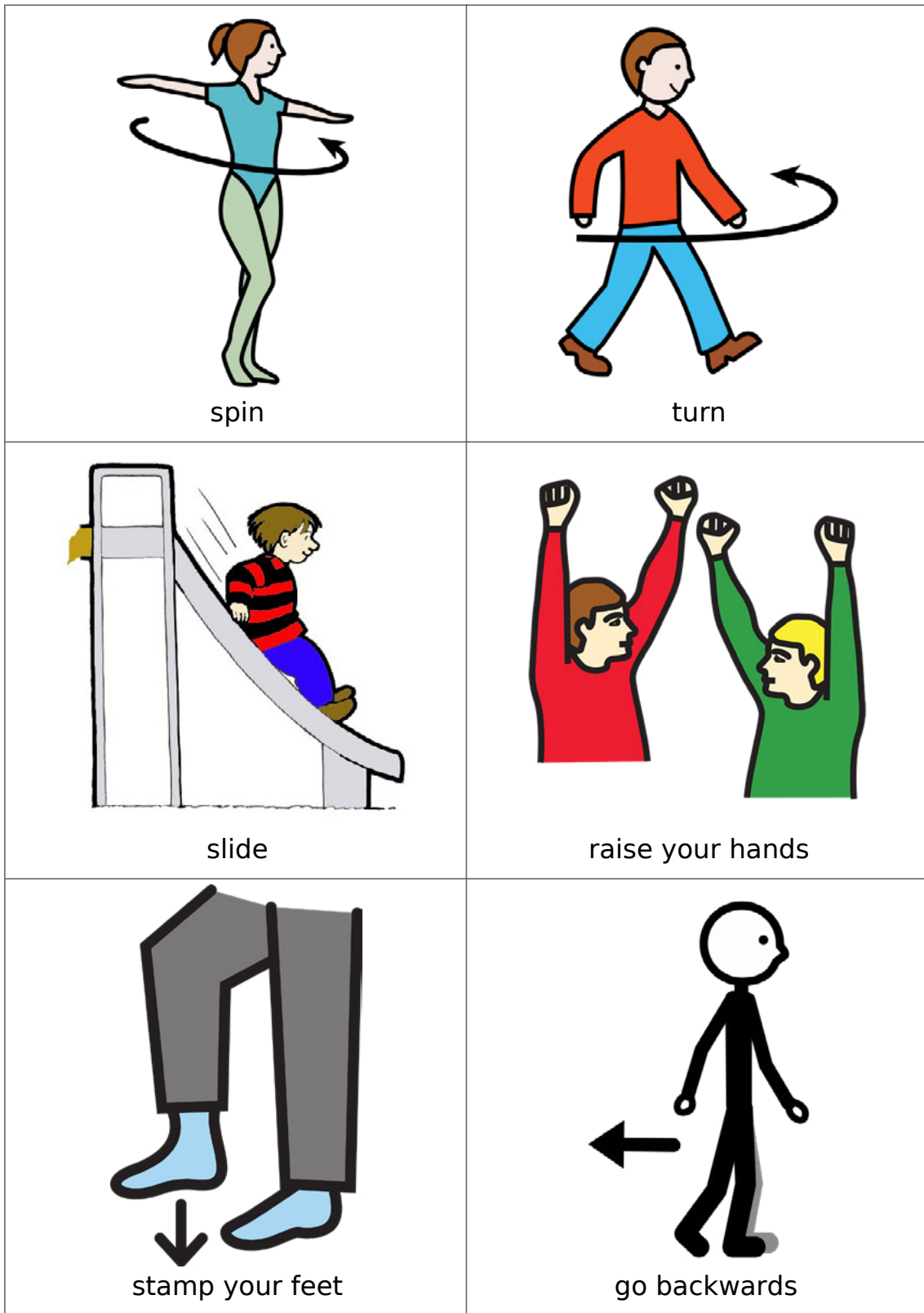
kuvatyoikal.papunet.net

Attachment 19.1: Motion flashcards




kuvatyoalu.papunet.net

Attachment 19.1: Motion flashcards




kuvatyoikalu.papunet.net

Attachment 19.1: Motion flashcards




kuvatyoikaluu.papunet.net

<p>Are you</p>	<p>walking running jumping crawling squatting sneaking tiptoeing crawling skipping climbing kicking throwing?</p>
----------------	---




I raise my hand when
I have something to say.

kuvatyoikalu.papunet.net




I listen to the teacher.




I share and take turns.


I line up.

kuvatyokalu.papumet.net





kuvatyokalu.papumet.net

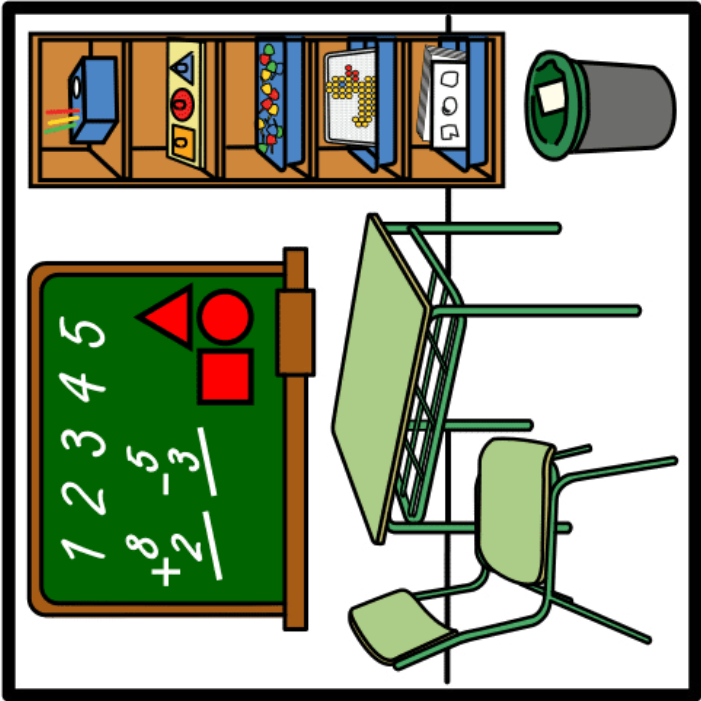
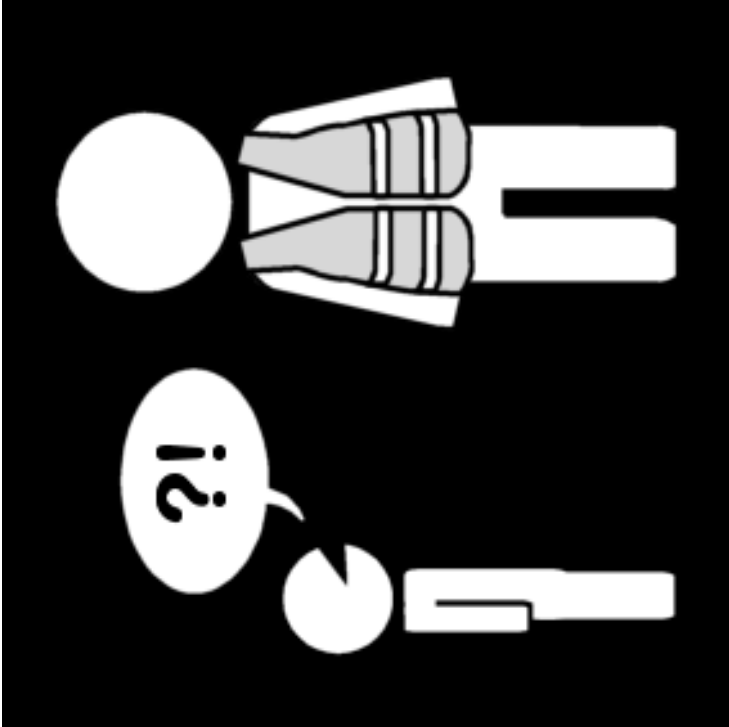




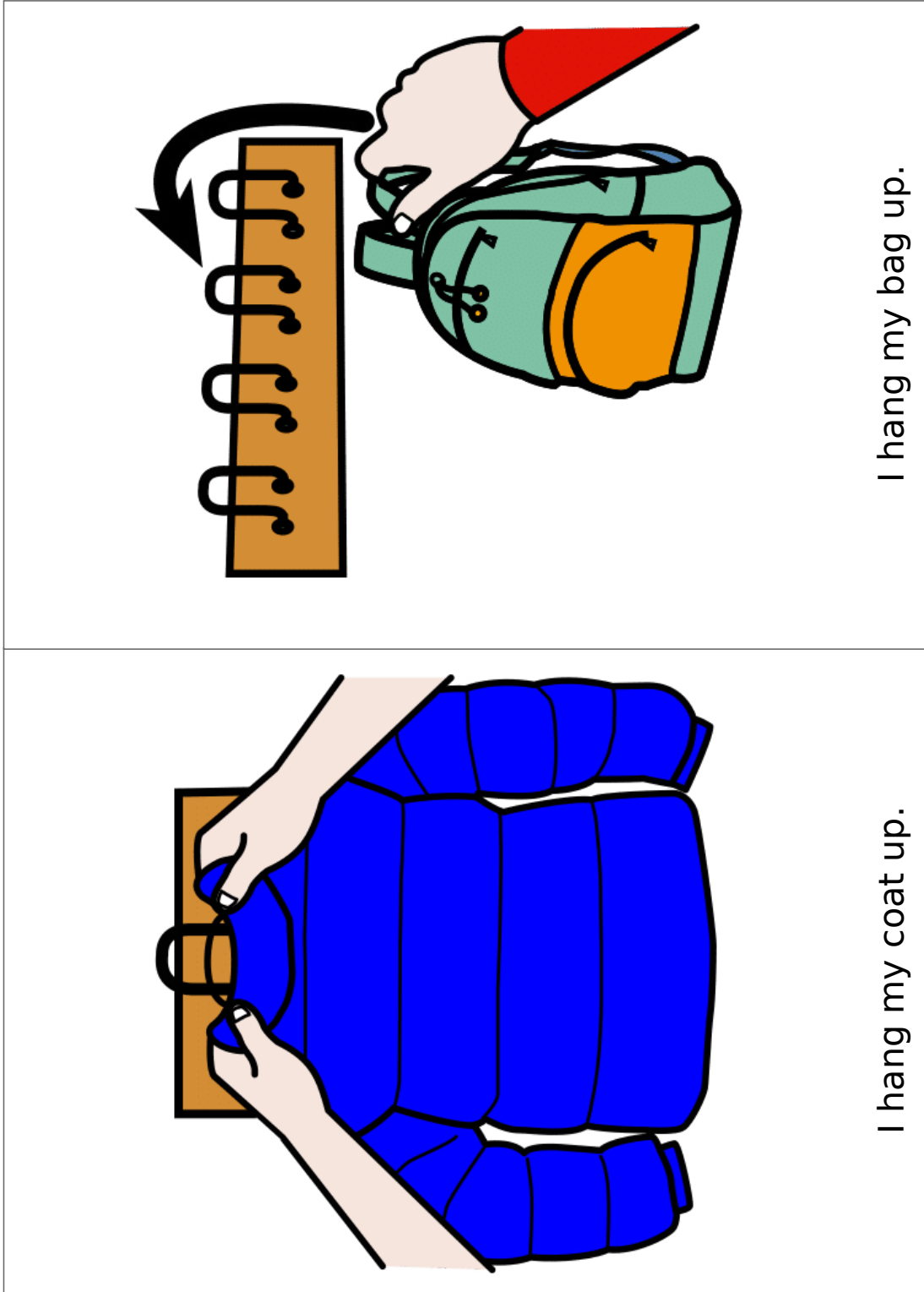
kuvatyokalu.papumet.net

 <p>I use kind words.</p>	 <p>I include everyone.</p>
---	--

kuvatyokalu.papumet.net

 <p data-bbox="1249 1283 1294 1805">I keep the classroom tidy.</p>	 <p data-bbox="1249 645 1294 920">I ask for help.</p>
--	--


kuvatyokalu.papumet.net




I hang my bag up.

I hang my coat up.



kuvatyoikalu.papumet.net



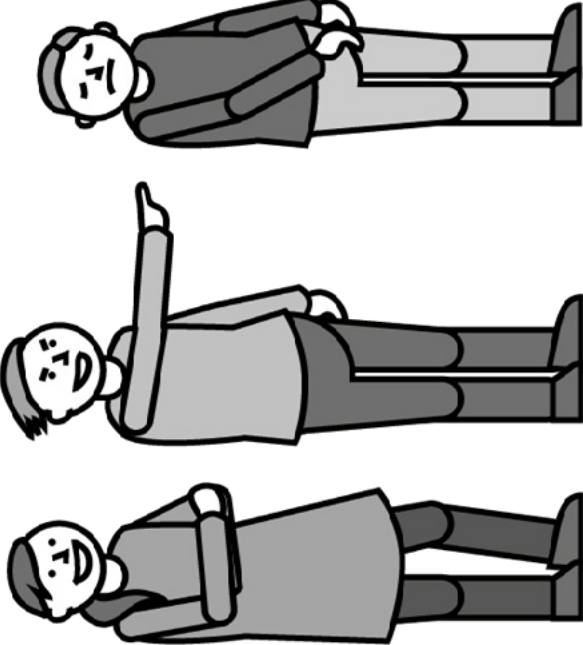

kuvatyokalu.papumet.net



kuvatyokalu.papumet.net

 <p>I push a schoolmate.</p>	 <p>I run inside.</p>
--	--

kuvatyokalu.papumet.net

 <p>I bully a schoolmate.</p>	 <p>I leave a schoolmate out.</p>
---	--

kuvatyokalu.papunet.net

<p>Should you</p>	<p>listen to the teacher? raise your hand when you have something to say? line up? share and take turns? do your best? walk inside? use your indoor voice? tidy up? hand your coat and bag up? help others? know when to apologise? use kind words? include everyone? keep the classroom tidy? ask for help? shout at a schoolmate? litter? hit a schoolmate? kick a schoolmate? push a schoolmate? run inside? bully a schoolmate? leave a schoolmate out? leave the classroom messy?</p>	<p>Yes, you should.</p> <p>No, you shouldn't.</p>
-------------------	---	---

Attachment 19.5: Break time Activities flashcards

 <p>skipping rope</p>	 <p>go down a slide</p>
 <p>play dodgeball</p>	 <p>run</p>
 <p>play hide and seek</p>	 <p>play hopscotch</p>

kuvatyo.kalu.papunet.net

Attachment 19.5: Break time Activities flashcards

 <p>swing</p>	 <p>climb on a climbing frame</p>
 <p>play tag</p>	 <p>play football</p>
 <p>play basketball</p>	 <p>play cops and robbers</p>

kuvatyoikalu.papunet.net

Attachment 19.5: Break time Activities flashcards



ride a hobby horse



play kendama



play hacky sack

What do you like to do during break time?


I like to _____ during break time.

	Name:	Name:	Name:	Name:	Name:
skipping rope					
go down a slide					
play dodgeball					
run					
play hide and seek					
play hopscotch					
swing					
climb on a climbing frame					
play tag					
play football					
play basketball					
play hacky sack					
play kendama					
play cops and robbers					
ride a hobby horse					

Attachment 19.7: Writing frame 1

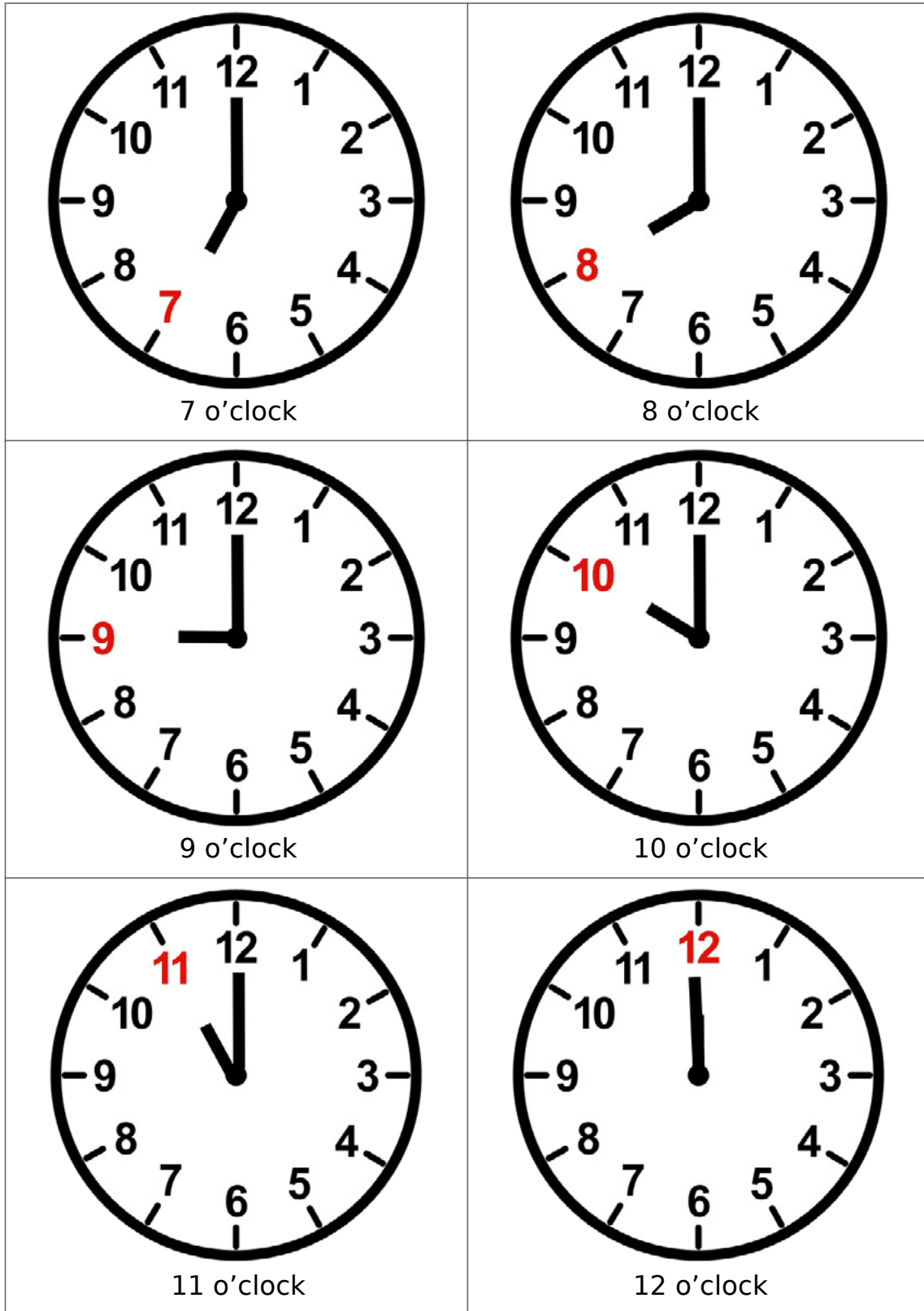
Skipping rope	is more popular than	skipping rope.
Going down a slide	is less popular than	going down a slide.
Playing dodgeball		playing dodgeball.
Running		running.
Playing hide and seek		playing hide and seek.
Playing hopscotch		playing hopscotch.
Swinging		swinging.
Climbing on a climbing frame		climbing on a climbing frame.
Playing tag		playing tag.
Playing football		playing football.
Playing basketball		playing basketball.
Playing hacky sack		playing hacky sack.
Playing kendama		playing kendama.
Playing cops and robbers		playing cops and robbers.
Riding a hobby horse		riding a hobby horse.

Attachment 20.1: Time flashcards



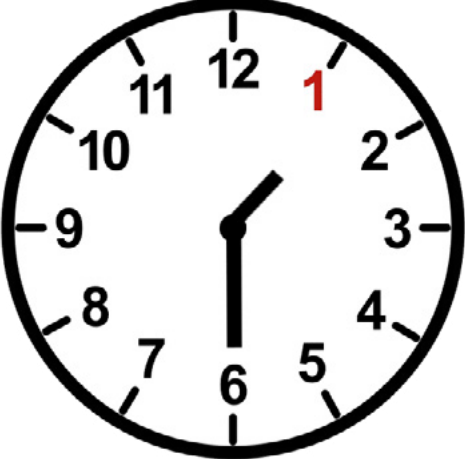
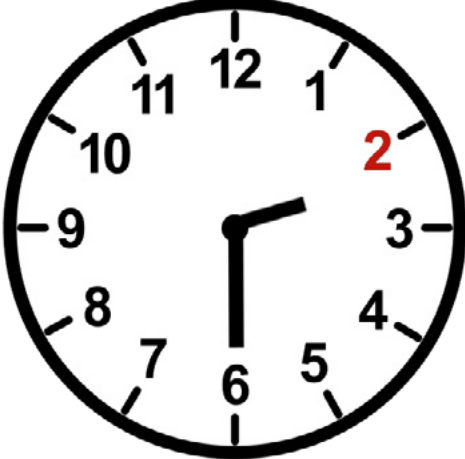
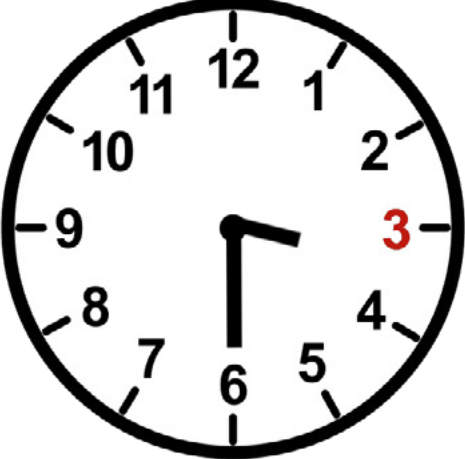
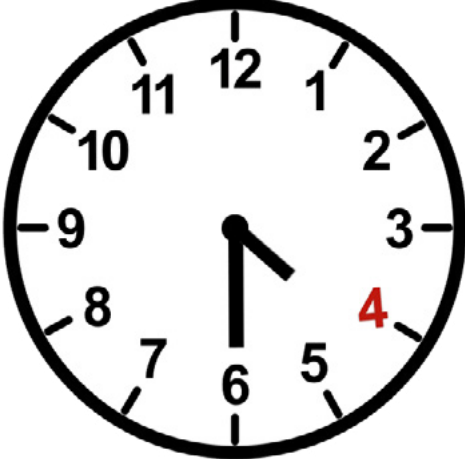
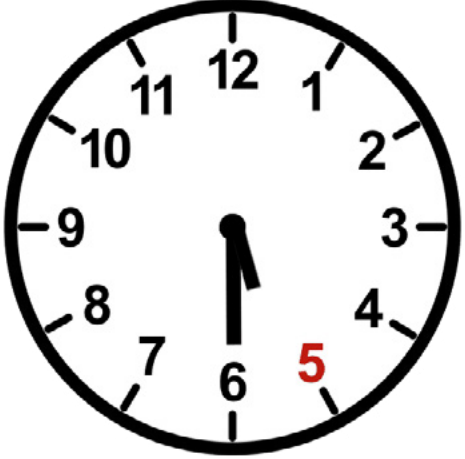

kuvatyo.kalu.papunet.net

Attachment 20.1: Time flashcards



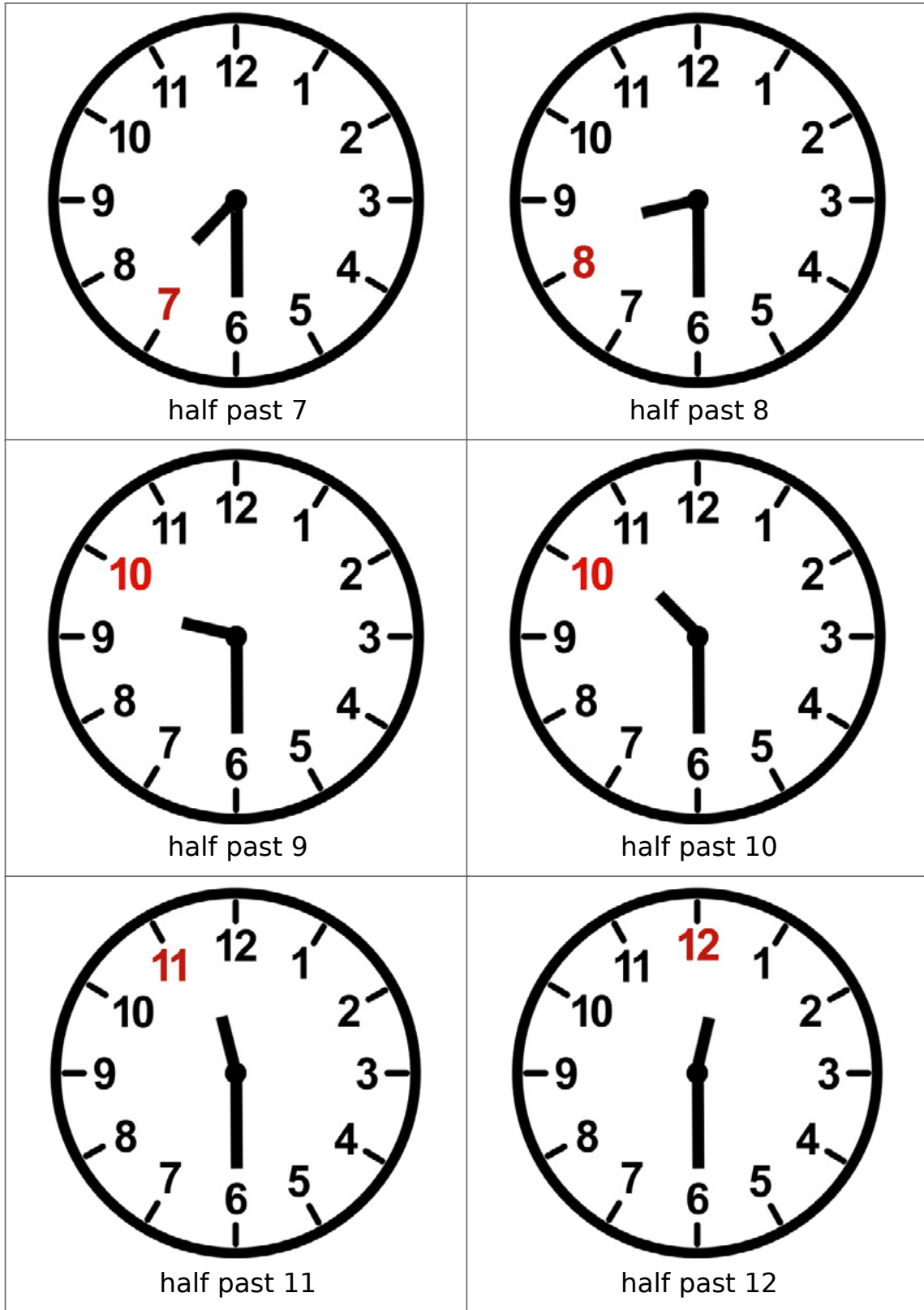
kuvatyoakalu.papunet.net

Attachment 20.1: Time flashcards

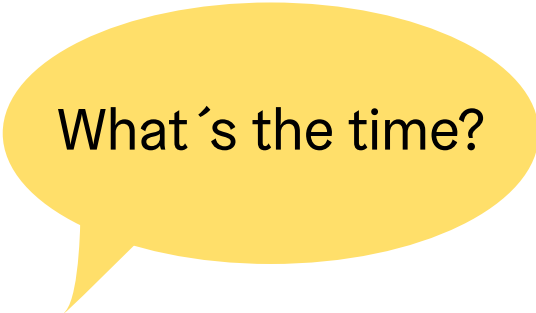
 <p>half past 1</p>	 <p>half past 2</p>
 <p>half past 3</p>	 <p>half past 4</p>
 <p>half past 5</p>	 <p>half past 6</p>

kuvatyoakalu.papunet.net

Attachment 20.1: Time flashcards



kuvatyoakalu.papunet.net



It's	one two three four five six seven eight nine ten eleven twelve	o'clock
	half past	one two three four five six seven eight nine ten eleven twelve

School starts at eight o'clock. In the first lesson the pupils study maths. First they play a boardgame, where they have to add numbers together. At half past eight the teacher asks the pupils to tidy up, take their maths books and go to their own seat. At nine o'clock the principal comes to visit the first graders. He wants to hear how they are doing and wants to stay and observe the next lesson. The pupils start to read their own books. They read the books until half past nine and then start to write a story. When it's ten o'clock the break starts and all the pupils go outside and play. Break ends at half past ten and the art lesson begins. The lesson lasts until twelve o'clock and in the middle of the lesson they go and eat lunch. The last lesson starts at half past twelve and the school ends at one o'clock.

Attachment 20.4: Speaking frame 2

When do	we have	maths Finnish science
At what time	do we have	PE religion art
	we	crafts music English lunch break finish the day

Attachment 21.1: Speaking frame 1

Let's

run
jump
crawl
squat
stop
sneak
tiptoe
crawl
skip
spin
turn
slide
raise our hands
stomp our feet
go backwards
go forwards
go left
go right

Attachment 21.2: Speaking frame 2

<p>First, Second, Third, Next, Finally,</p>	<p>jump squat stop skip spin raise your hands stomp your feet</p>			<p>three six seven eight</p>	<p>times.</p>
	<p>run jump crawl sneak tiptoe crawl turn slide go</p>	<p>one two three four five six</p>	<p>steps</p>	<p>backwards. forwards. left. right.</p>	