


Attachment 22.1: Recycling flashcards



kuvatyoikal.papunet.net

Attachment 22.1: Recycling flashcards




kuvatyokalu.papunet.net

Attachment 22.1: Recycling flashcards




kuvatyo.kalu.papunet.net

Attachment 22.1: Recycling flashcards




kuvatyokalu.papunet.net

Attachment 22.1: Recycling flashcards




kuvatyokalu.papunet.net

Attachment 22.1: Recycling flashcards



Attachment 22.1: Recycling flashcards



kuvatyokalu.papunet.net

Attachment 22.1: Recycling flashcards



kuvatyokalu.papunet.net



Guide for Household Wastes

Biowaste

only biodegradable wastes



Mixed waste

no hazardous waste, no waste electric and electronic equipment



Plastic packages

Remove caps and lids



Glass packages

only glass jars and glass bottles



Small metal items

metal cans and small metal items



Carton packages

rinse dirty cartons and flatten them out



Paper

all postal mail you receive



Hazardous waste

medicinal products to **pharmacies**



batteries to **stores**



other hazardous waste to the **collection container or Sortti station**



Energy-saving bulbs also to large stores selling bulbs and electrical devices.

Electric waste

Collection points: **kierratys.info**



The Waste guide tells you what kind of waste your waste items are and where to take them



hsy.fi/en/wasteguide



Small metal items



Thank you
for sorting
your waste!



Is something sloshing
and hissing in it?

NO >> Into the metal waste collection

YES >> Into the hazardous waste collection



- ✓ Items which are mostly metal should be thrown into the metal waste collection.
- ✓ Remove food scraps from packages and rinse with cold water.
- ✓ Take larger metal items to a Sortti Station.
- ✓ Take refund cans to a shop or to Alko.

Sorting problems? hsy.fi/en/wasteguide



Biowaste


Thank you
for sorting
your waste!



Your biowaste bag will last longer if you

1. Drain liquids. Let the waste mass cool and dry for a while before putting it into the bag.
2. Rip an egg carton into pieces and put them in the bottom of the bag.
3. Place the bag in an airy spot.

- ✓ Put your biowaste preferably in a paper bag. You cannot use a normal plastic bag - it won't decompose.
- ✓ Let cooking oil and other liquid fats soak into a piece of paper » into biowaste.



Sorting problems? hsy.fi/en/wasteguide




Carton packages

*Thank you
for sorting
your waste!*



- ✓ Remove food scraps from the packages.
- ✓ Rinse the cartons with cold water and let them dry for a while.
- ✓ Flatten the packages and pack them inside each other.
- ✓ Staples or packing tapes do not need to be removed.



🔍 Sorting problems? hsy.fi/en/wasteguide



Glass packages

Thank you for sorting your waste!



- ✓ You can put both coloured and clear glass bottles and jars into the glass collection container.
- ✓ Remove corks and lids and sort them accordingly.
- ✓ It is not necessary to remove labels, bottle collars or other fixed parts.
- ✓ Remove food scraps from packages and rinse with cold water.
- ✓ Return deposit bottles to a shop or to Alko.



 **Sorting problems? hsy.fi/en/wasteguide**



Plastic packages

Thank you
for sorting
your waste!



- ✓ It is clean enough if there is no odour nuisance:
Rinse or wipe clean empty packages, if necessary.
- ✓ Don't put different plastic packages inside each other.
- ✓ Detach caps and lids - it makes the processing of materials easier.



🔍 Sorting problems? hsy.fi/en/wasteguide

Attachment 22.3: Speaking frame 1

<p>This is These are</p>	<p>a newspaper leaves a banana skin a carrot a bottle a tin can shoes trousers a t-shirt a cardboard box grass a plastic bag a cereal box a glass jar a letter a coat a glass bottle a plastic bottle a paper bag tin foil socks a magazine</p>	<p>and it belongs to the</p>	<p>cardboard waste paper waste bio waste glass waste mixed waste metal waste electronic waste hazardous waste</p>
------------------------------	---	------------------------------	---

Find out what kind of waste your family recycles.

What kind of waste is produced the most at your house each day?
 Colour that waste box in red. ●

What kind of waste is produced the least at your house each day?
 Colour that waste box in green. ●

An example:

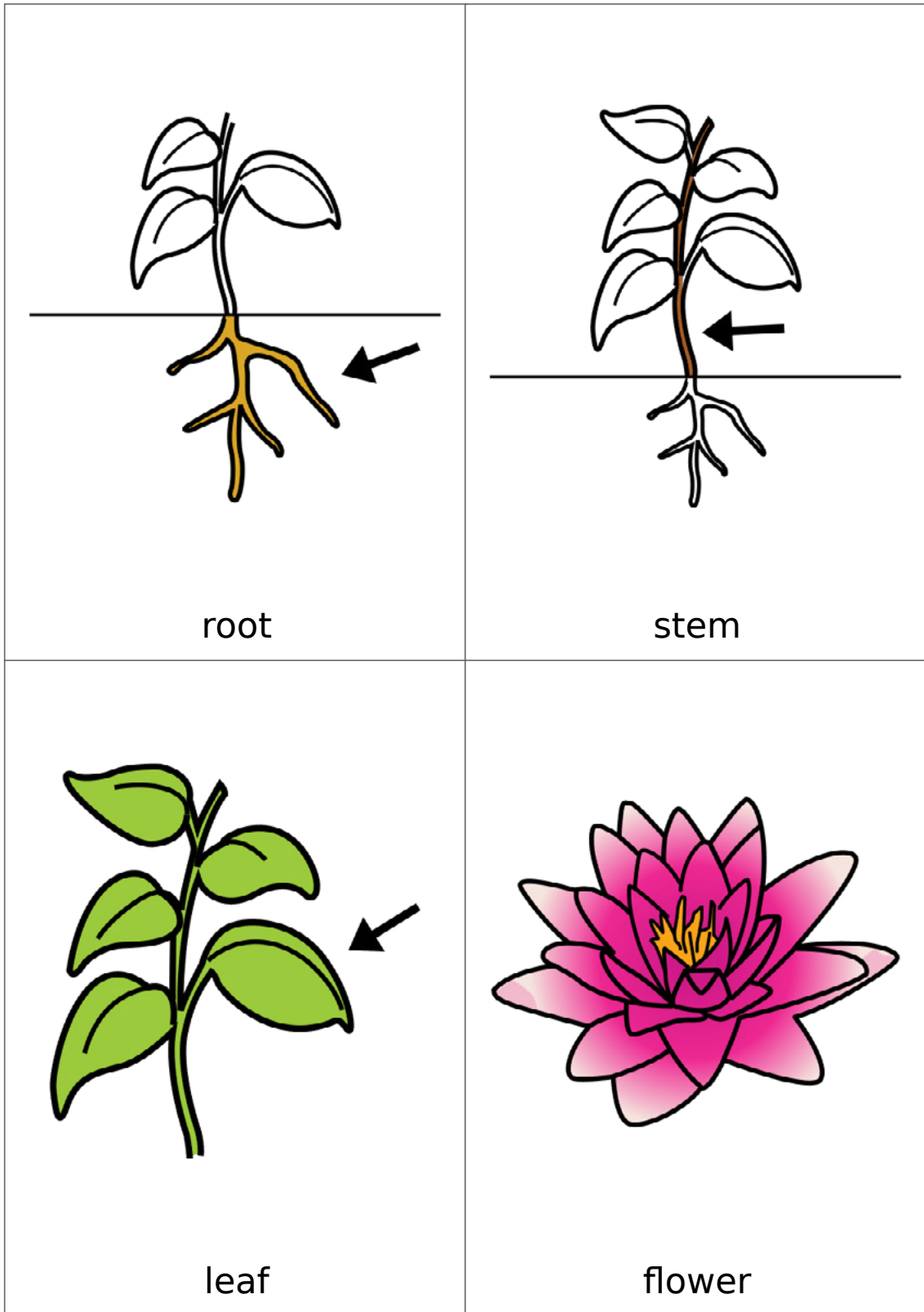
bio waste	DAY 1
paper	X
cardboard	X
metal	X

	DAY 1	DAY 2	DAY 3	DAY 4	DAY 5
mixed waste					
bio waste					
paper					
cardboard					
metal					
glass					
hazardous waste					
electronic waste					

Attachment 22.5: Speaking/writing frame 1


At my house my family recycles	mixed waste
At my house the most produced waste is	paper
At my house the least produced waste is	cardboard
At my house we need to start recycling	bio waste
	hazardous waste
	glass
	metal
	electronic waste

Attachment 23.1: Parts of a plant flashcards




kuvatyokalu.papunet.net


Attachment 23.1: Parts of a plant flashcards




kuvatyokalu.papunet.net




Attachment 23.3: Living and non-living things




a pig




a water bottle




cutlery



a chicken



a ladybird



a rose

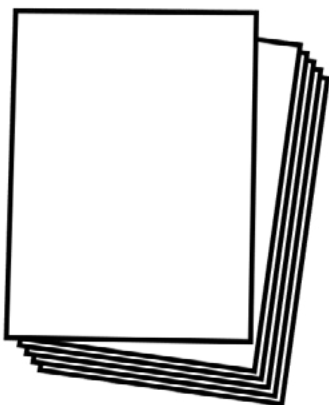
Attachment 23.3: Living and non-living things




a cup



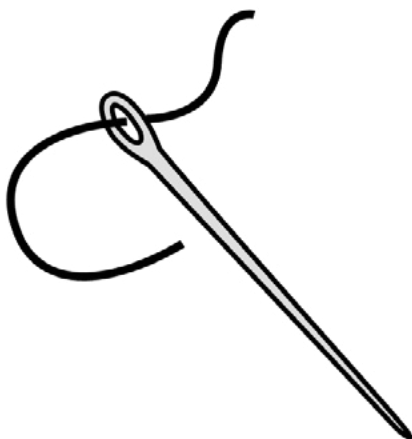
a newspaper



paper



a pencil








a needle

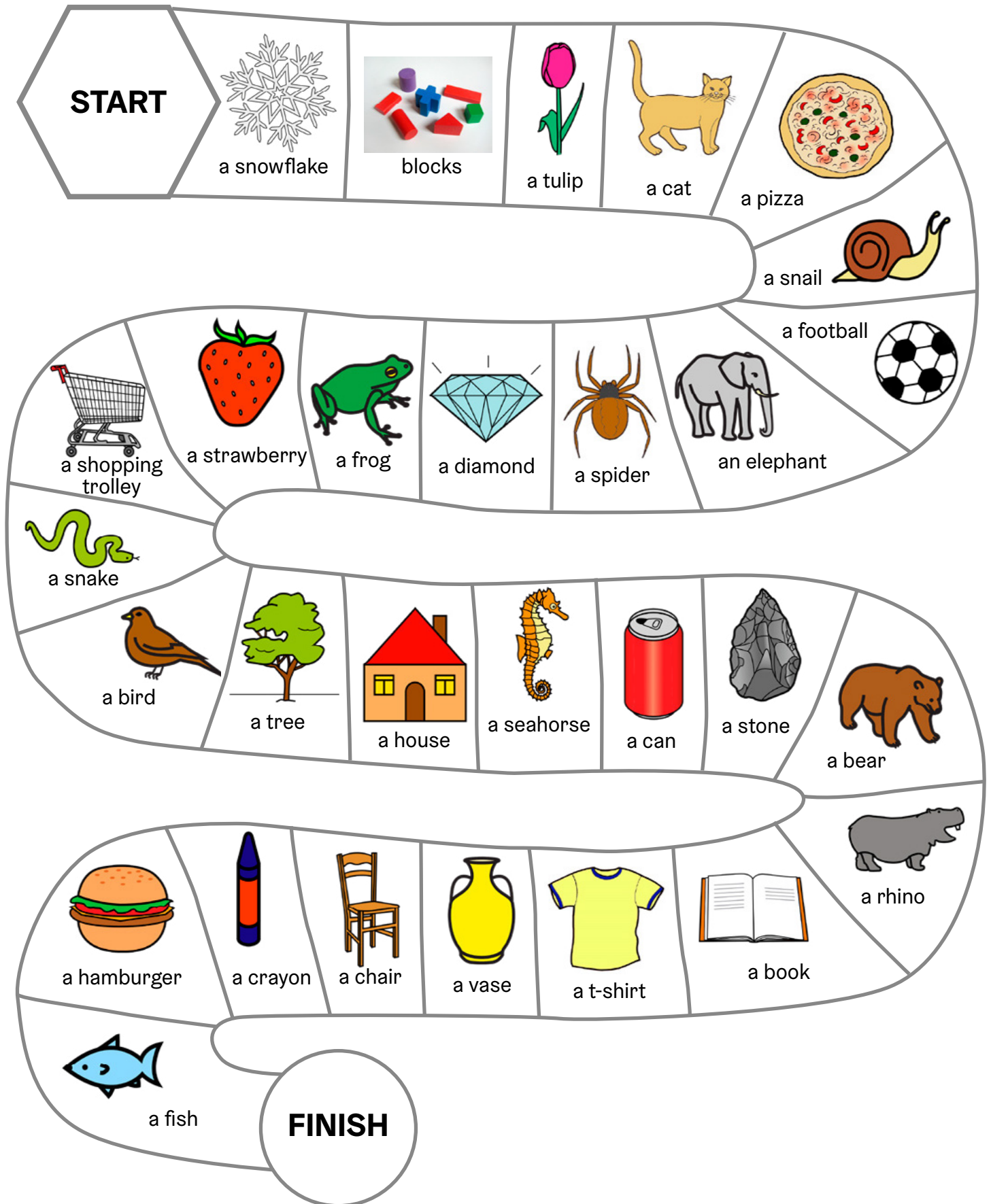


a laptop

Attachment 23.3: Living and non-living things

 <p>a fish</p>	 <p>a key</p>
 <p>a clock</p>	 <p>salad</p>
 <p>a tree</p>	

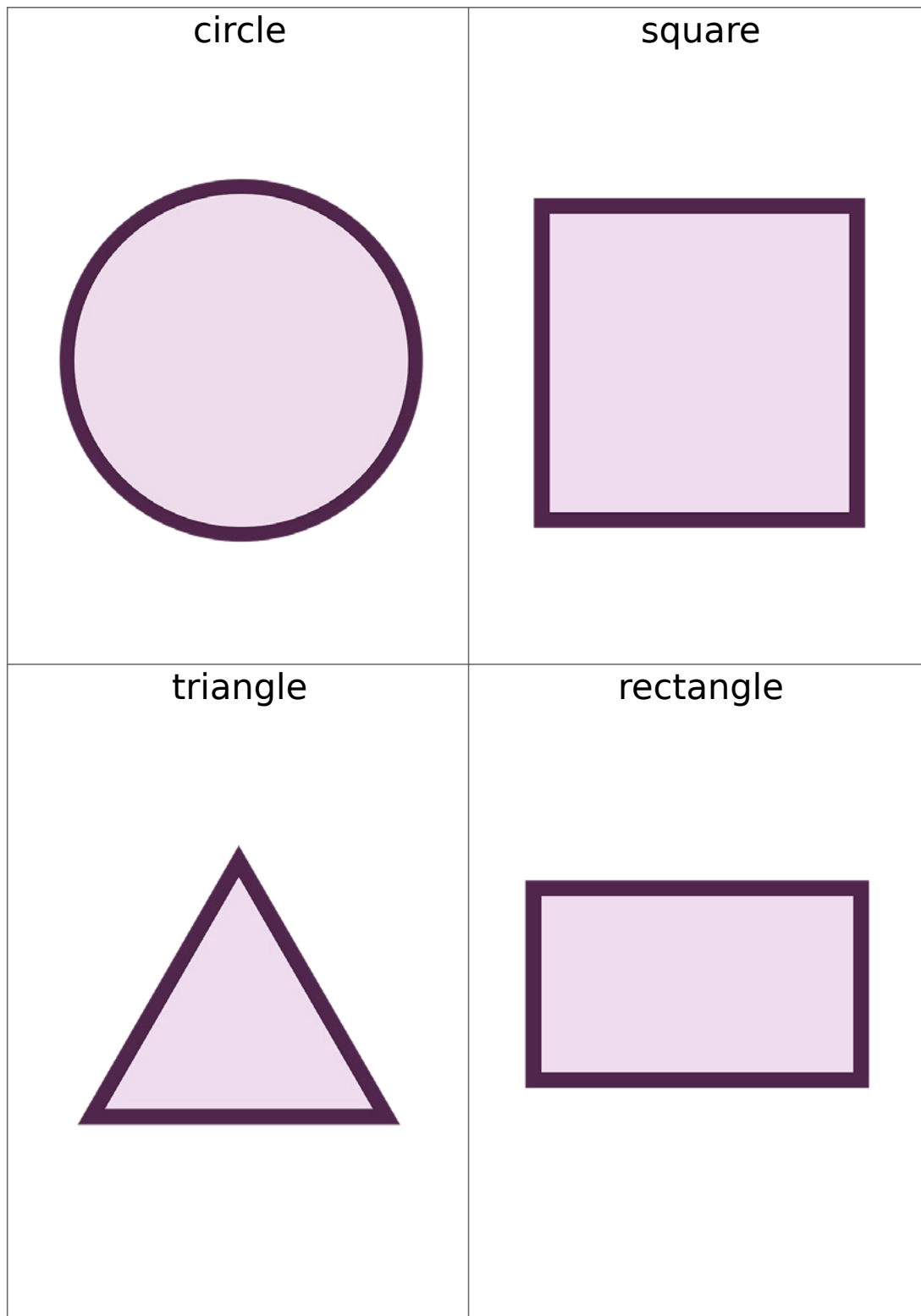
Attachment 23.4: Living vs non-living board game



Attachment 23.5: Speaking/writing frame 1

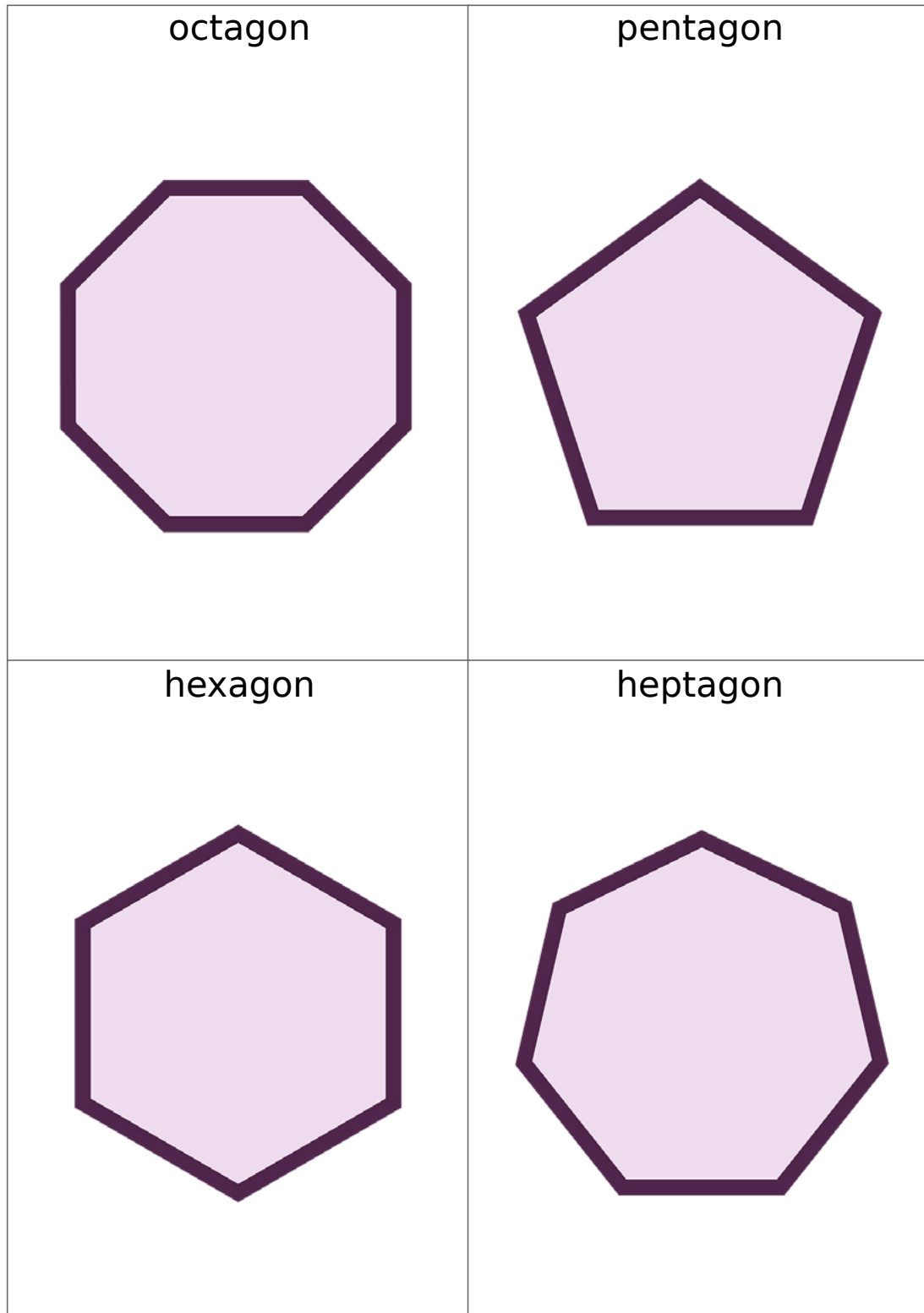
<p>a snowflake blocks a tulip a cat a pizza a snail a football an elephant a spider a diamond a frog a strawberry a shopping trolley a snake a bird a tree a house a seahorse a can a stone a bear a rhino a book a t-shirt a vase a chair a crayon a hamburger a fish</p>	<p>is</p>	<p>a living thing a non-living thing</p>	<p>because it needs</p>	<p>water. light. oxygen. food.</p>
--	-----------	---	-------------------------	--

Attachment 24.1: Shapes flashcards







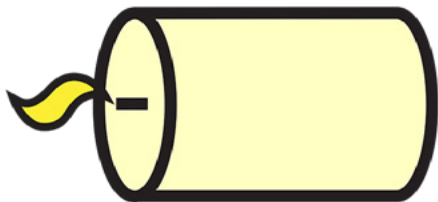

kuvatyoikaluu.papunet.net

Attachment 24.1: Shapes flashcards



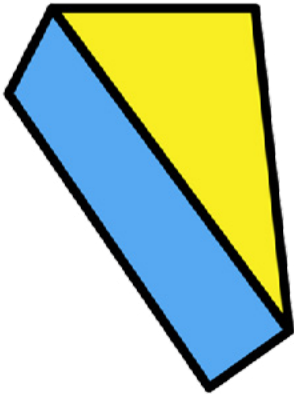



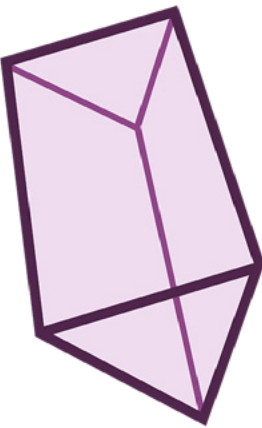
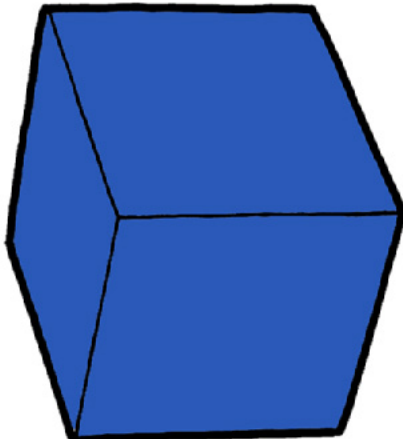
kuvatyo.kalu.papunet.net

Attachment 24.2: Everyday solids flashcards

 <p>a cylinder</p>	 <p>a cylinder</p>
 <p>a cylinder</p>	 <p>a cylinder</p>
 <p>a cylinder</p>	 <p>a cylinder</p>

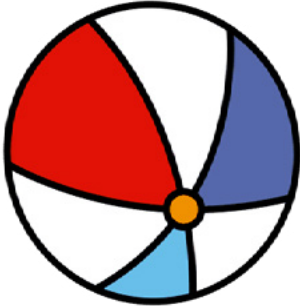




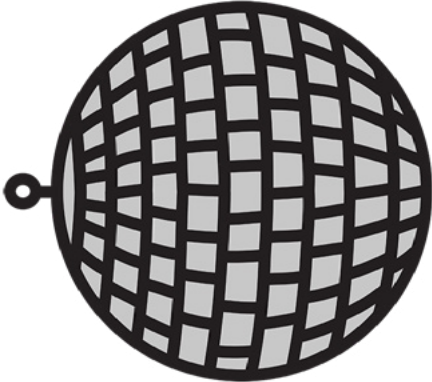
kuvatyokalu.papUNET.net

Attachment 24.2: Everyday solids flashcards

	a triangular prism		a rectangular prism
	a triangular prism		a rectangular prism
	a triangular prism		a rectangular prism

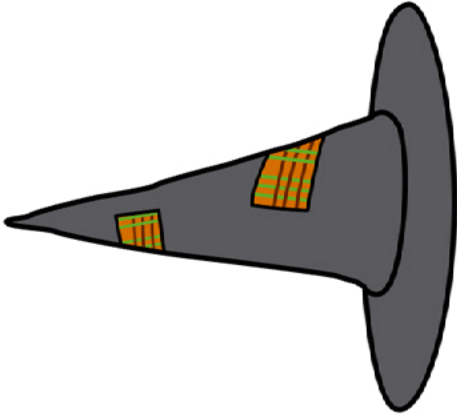


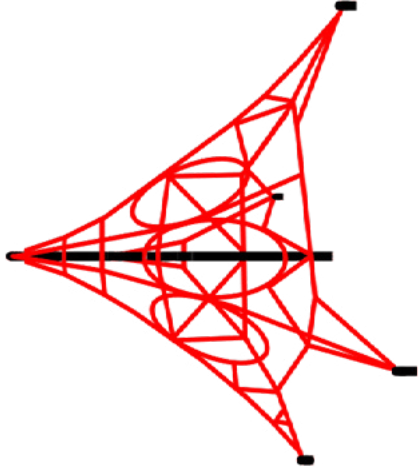
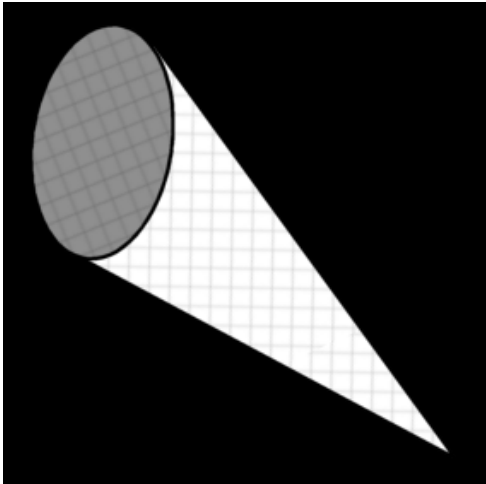

kuvatyokalu.papUNET.net

Attachment 24.2: Everyday solids flashcards

	a sphere		a sphere
	a sphere		a sphere
	a sphere		a sphere


kuvatyokalu.papumet.net

Attachment 24.2: Everyday solids flashcards

 <p>a cone</p>	 <p>a pyramid</p>
 <p>a cone</p>	 <p>a pyramid</p>
 <p>a cone</p>	 <p>a pyramid</p>

kuvatyokalu.papUNET.net

Attachment 24.3: Guess the shape board game








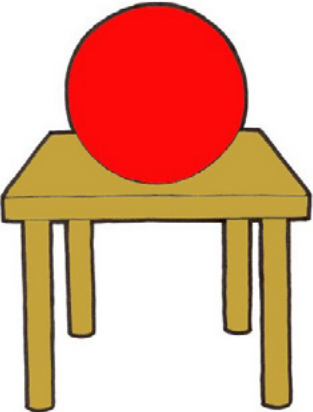
Does your shape	have	three four	angles? sides?
Is your shape	green? blue? red? yellow? purple?		
Is your shape	a square? a triangle? a rectangle? a quadrangle? a circle?		

Attachment 24.5: Everyday solids handout

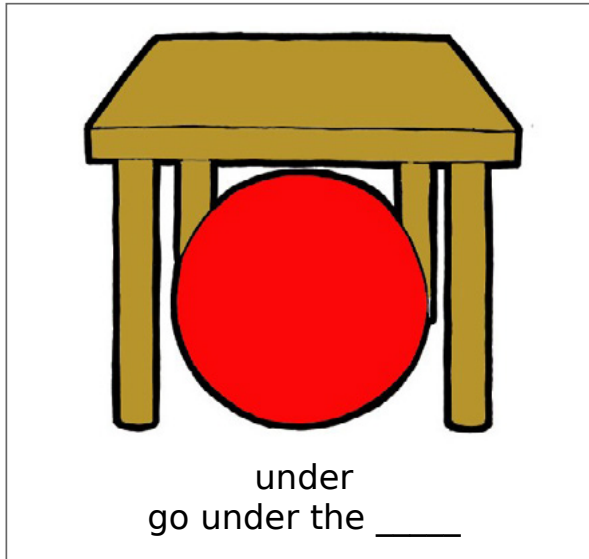


kuvatyokalu.papunet.net

Attachment 25.1: Directional instructions flashcards

 <p>turn left</p>	 <p>turn right</p>
 <p>stop</p>	 <p>go __ steps forward</p>
 <p>go __ steps backwards</p>	 <p>on go on the ____</p>

Attachment 25.1: Directional instructions flashcards



kuvatyoikalu.papunet.net

First	turn left / turn right.
Second	move two steps forward.
Then	move five steps backwards.
Next	stop.
Finally	







26. ME AS AN ARTIST - MUSICAL INSTRUMENTS

Attachment 26.1: Musical instruments worksheet








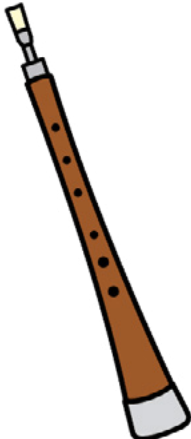
kuvatyokalu.papunet.net

Attachment 26.2: Musical instruments flashcards

 <p>drums</p>	 <p>a piano</p>
 <p>a tambourine</p>	 <p>a xylophone</p>
 <p>a grand piano</p>	 <p>an acoustic guitar</p>


kuvatyokalu.papunet.net

Attachment 26.2: Musical instruments flashcards

 <p>a triangle</p>	 <p>maracas</p>
 <p>a saxophone</p>	 <p>castanets</p>
 <p>cymbals</p>	 <p>an oboe</p>


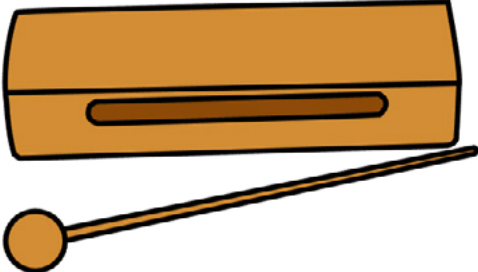




kuvatyokalu.papunet.net

Attachment 26.2: Musical instruments flashcards







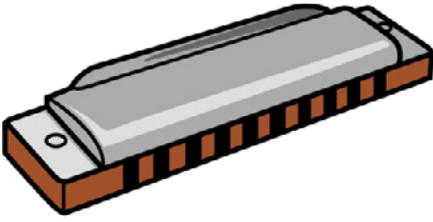
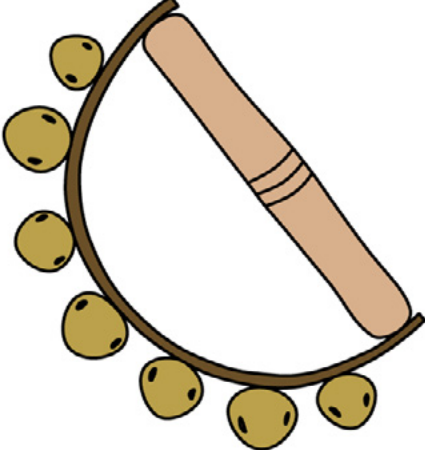
kuvatyokalu.papunet.net

Attachment 26.2: Musical instruments flashcards

 <p>a flute</p>	 <p>a wood block</p>
 <p>a glockenspiel</p>	 <p>hand bells</p>
 <p>bongo drums</p>	 <p>a bassoon</p>







kuvatyoikalu.papunet.net

Attachment 26.2: Musical instruments flashcards

 <p>claves</p>	 <p>a double bass</p>
 <p>a cello</p>	 <p>a guiro</p>
 <p>a harmonica</p>	 <p>jingle bells</p>

kuvatyokalu.papunet.net

Attachment 26.2: Musical instruments flashcards

 <p>keyboards</p>	 <p>a horn</p>
 <p>a tuba</p>	 <p>a ukulele</p>
 <p>an electric bass guitar</p>	 <p>a djembe drum</p>

kuvatyokalu.papunet.net

Attachment 26.3: Names of musical instruments

drums

a xylophone

a piano

a grand piano

a tambourine

an acoustic
guitar

Attachment 26.3: Names of musical instruments

an oboe

a saxophone

a triangle

castanets

maracas

cymbals

Attachment 26.3: Names of musical instruments

a trumpet

an electric
guitar

a recorder

a clarinet

a violin

a trombone

Attachment 26.3: Names of musical instruments

a bassoon

a wood block

bongo drums

a glockenspiel

a flute

hand bells

Attachment 26.3: Names of musical instruments

jingle bells

a double bass

a harmonica

a cello

claves

a guiro

Attachment 26.3: Names of musical instruments

an electric
bass guitar

a horn


a djembe drum

a tuba

keyboards


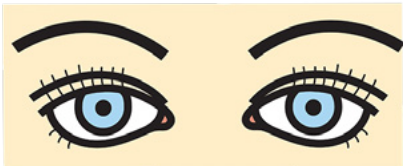
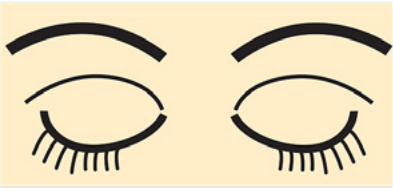


a ukulele

Attachment 26.4: Music lessons instructions flashcards

 <p>listen</p>	 <p>stop</p>
 <p>play</p>	 <p>wait</p>
 <p>start</p>	 <p>dance</p>

kuvatyokalu.papunet.net

Attachment 26.4: Music lessons instructions flashcards

 <p>move</p>	 <p>look</p>
 <p>close your eyes</p>	 <p>help</p>
 <p>give</p>	

This music	makes me feel	happy.
This piece of music		sad.
This song		excited.
The melody		scared.
The rhythm		nervous.
		tired.
		curious.
		angry.
		surprised.
		confused.
		calm.
		relaxed.
		bored.
		irritated.
		astonished.