

 10 years of
TRYCAMPS
Language School est. 2014



Update & Upgrade
— avaimia monipuolisempaan kieltenopetukseen
HELSINKI - OULU - VAASA

 Petri Ilmonen, kouluttaja, rehtori, CEO
petri@trycamps.fi
OPH:n Languages rock -hanke




1

Give it a 

ARTIFICIAL INTELLIGENCE
TEKOÄLY



2

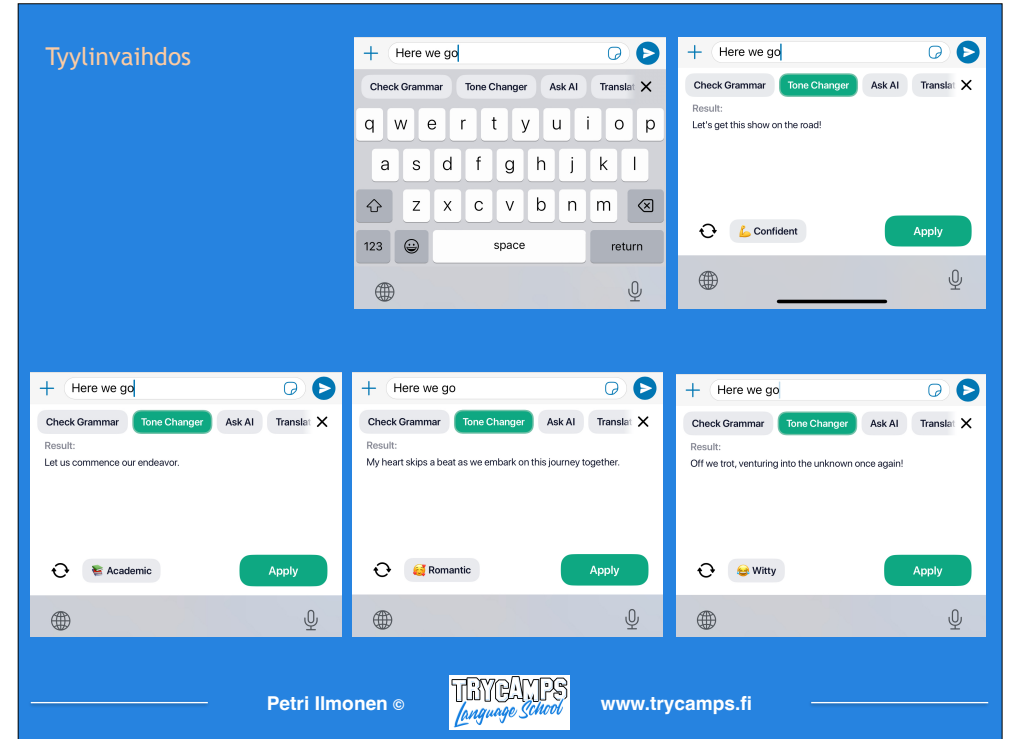


Petri Ilmonen ©



www.trycamps.fi

3

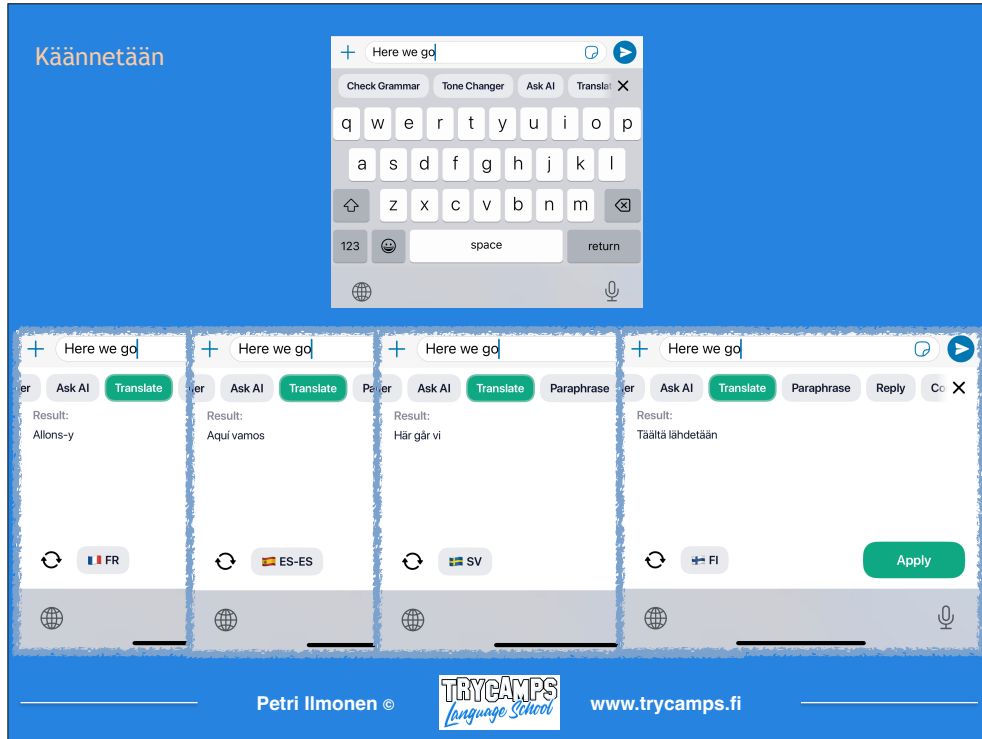


Petri Ilmonen ©

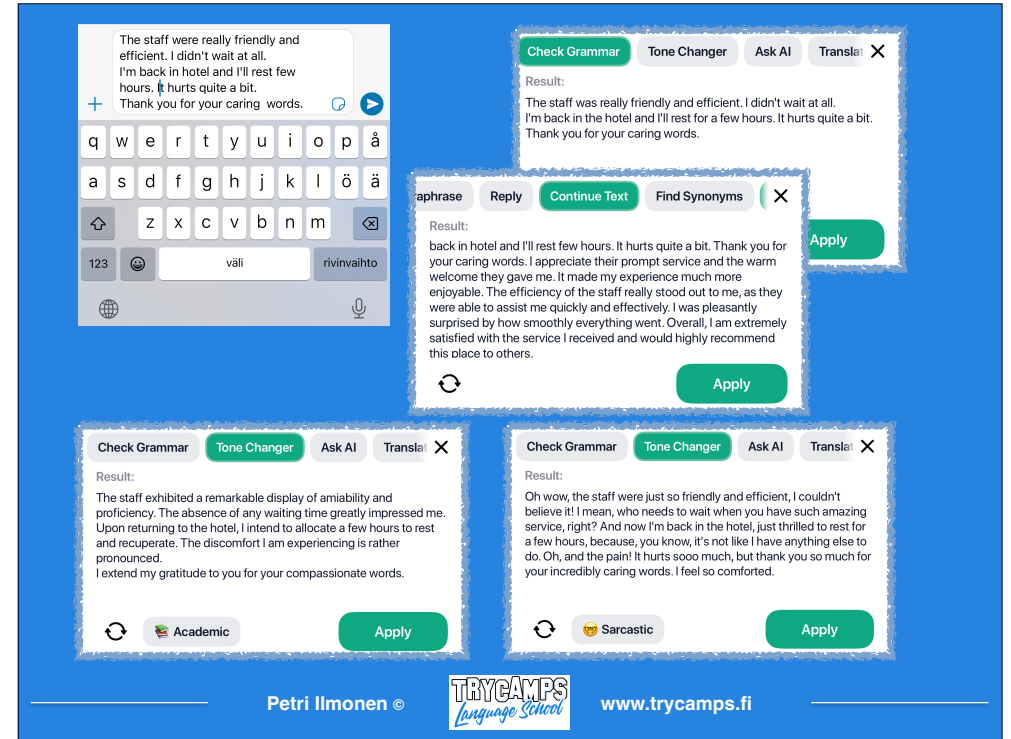


www.trycamps.fi

4



5



6

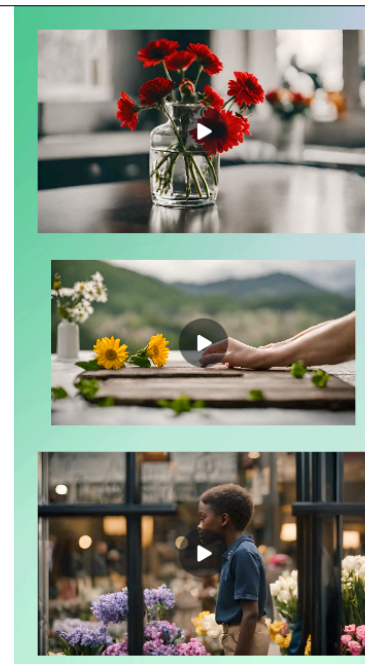
Canva maaginen media / magic

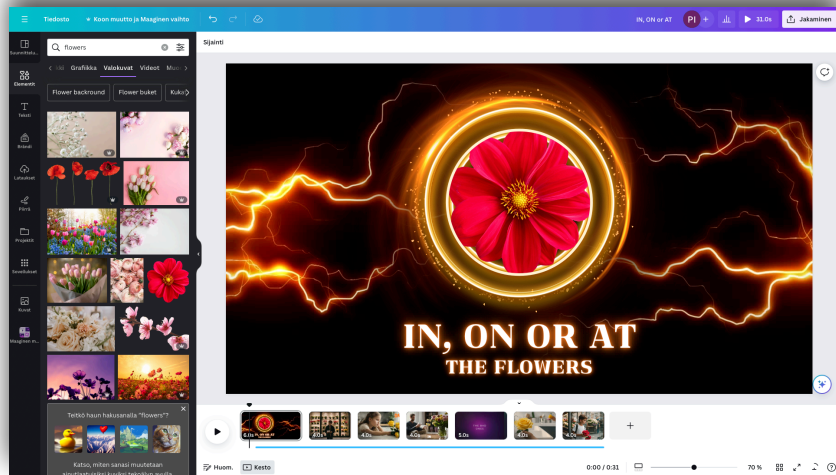
Haluan videon, jolla opetetaan englannin kielioppia eli prepositioita.

Video 1: Tee minulle video, jossa käsi laittaa yhden kukan pöydälle.

Video 2: Tee minulle video, jossa punaisia kukkia on vaasissa.

Video 3: We see a young black boy thinking of buying flowers at a flower shop (outside).





Give it a **TRY**
LANGUAGE SCHOOL

9

- Tee minulle 10 sekuntia kestävä video, jossa poika mietti ostavansa kukkia kaupan ulkopuolella. Hän on ikkuna ostoksilla.
- Tee minulle 5 sekuntia kestävä video, jossa poika mietti ostavansa kukkia kaupan ulkopuolella. Hänellä on seteli kädessä - ei kukkia
- Tee minulle video, jossa tyttö laittaa yhden keltaisen ruusun keittiön pöydälle. Tyttö on 3 vuotta.
- Mies katsoa vasissa olevaa kukkakimpua, joka on olohuoneen pöydällä.

Give it a **TRY**
LANGUAGE SCHOOL

10



11

Magic Write - "make it for me"

- IN

BRIEFLY INTRODUCE THE PRODUCT/SERVICE AND ITS UNIQUE SELLING POINTS.

We use IN-prepo

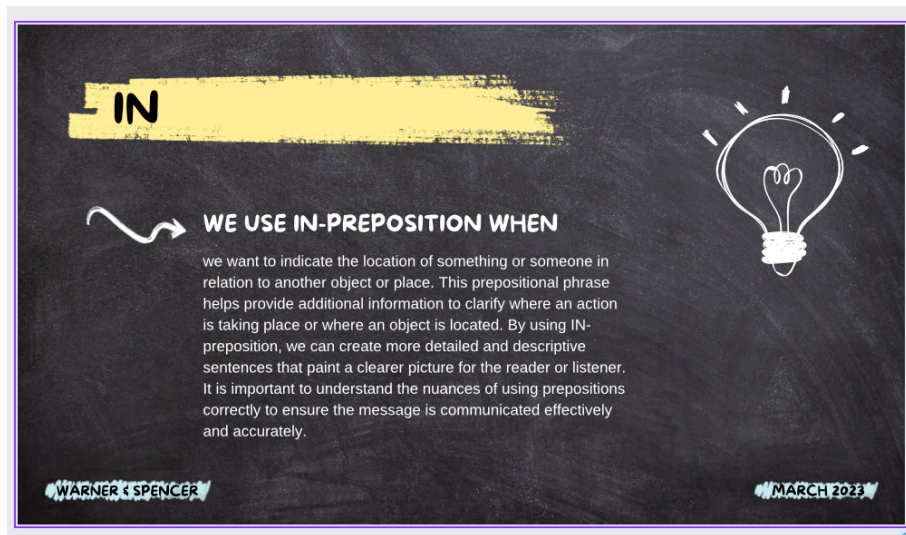
- Jatka kirjoittamista
- Luo yhteenveto
- Kirjoita uudelleen
- Lisää >

WARNER & SPENCER MARCH 2023


Petri Ilmonen © TRYCAMPS Language School www.trycamps.fi

12

Magic Write



- IN

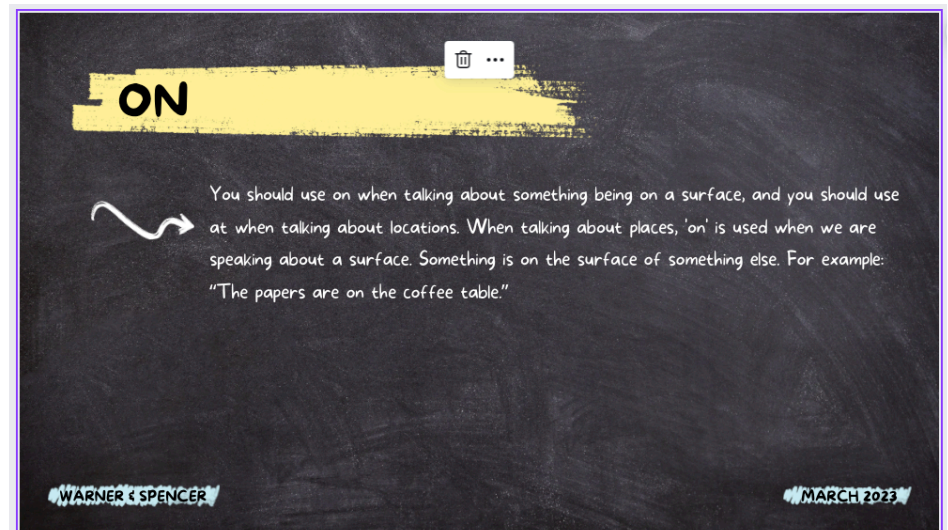


WE USE IN-PREPOSITION WHEN


we want to indicate the location of something or someone in relation to another object or place. This prepositional phrase helps provide additional information to clarify where an action is taking place or where an object is located. By using IN-preposition, we can create more detailed and descriptive sentences that paint a clearer picture for the reader or listener. It is important to understand the nuances of using prepositions correctly to ensure the message is communicated effectively and accurately.

WARNER & SPENCER MARCH 2023

Magic Write - continue



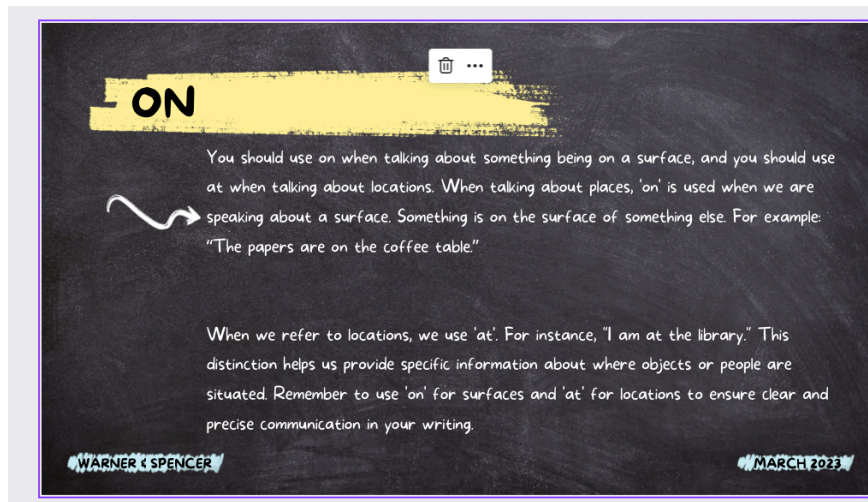
- ON



You should use on when talking about something being on a surface, and you should use at when talking about locations. When talking about places, 'on' is used when we are speaking about a surface. Something is on the surface of something else. For example:
"The papers are on the coffee table."

WARNER & SPENCER MARCH 2023

Magic Write



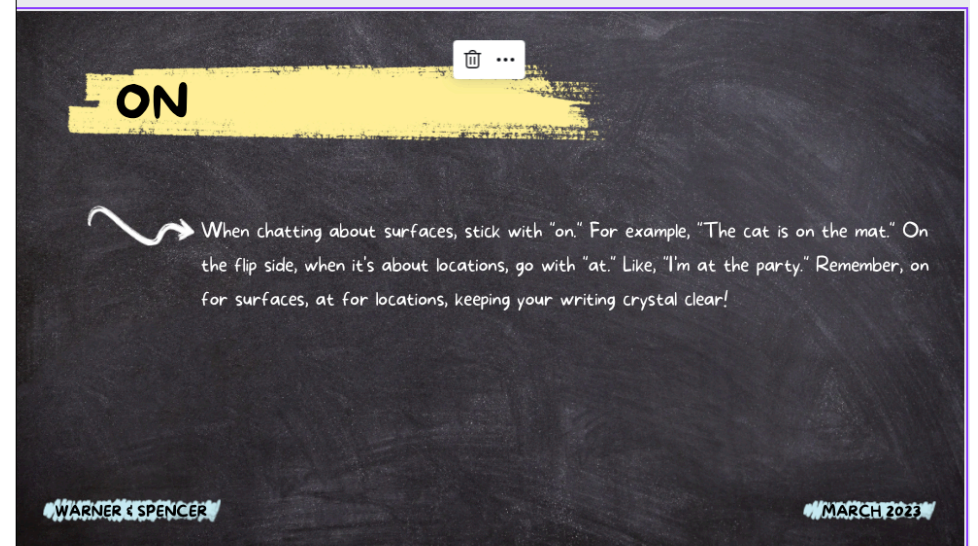
ON

You should use *on* when talking about something being on a surface, and you should use *at* when talking about locations. When talking about places, 'on' is used when we are speaking about a surface. Something is on the surface of something else. For example:
"The papers are on the coffee table."

When we refer to locations, we use 'at'. For instance, "I am at the library." This distinction helps us provide specific information about where objects or people are situated. Remember to use 'on' for surfaces and 'at' for locations to ensure clear and precise communication in your writing.

WARNER & SPENCER MARCH 2023

Magic Write - "make it more fun"



ON

When chatting about surfaces, stick with "on." For example, "The cat is on the mat." On the flip side, when it's about locations, go with "at." Like, "I'm at the party." Remember, on for surfaces, at for locations, keeping your writing crystal clear!

WARNER & SPENCER MARCH 2023

Magic Write - "make it more fun"

ON

When chatting about surfaces, stick with "on." For example, "The cat is on the mat." On the flip side, when it's about locations, go with "at." Like, "I'm at the party." Remember, on for surfaces, at for locations, keeping your writing crystal clear!

WARNER & SPENCER MARCH 2023

Petri Ilmonen © **TRYCAMPS**
Language School www.trycamps.fi

17

EdPuzzle.com

Brexit Isn't a War
By TRY camps

00:29 Multiple-choice
00:46 Multiple-choice
00:56 Open-ended
01:11 Multiple-choice
01:23 Multiple-choice
01:35 Open-ended
01:59 Multiple-choice
02:23 Multiple-choice
02:36 Multiple-choice

Petri Ilmonen © **TRYCAMPS**
Language School www.trycamps.fi

18

TWEE

- videosta oppimateriaalia
- kielioppiharjoittelua
- luentunymmärtämisharjoituksia
- sanastoharjoittelua
- keskustelu/ääntymisharjoittelua
- kotitehtäviä

TWEE

The screenshot displays the TWEE application interface, which is organized into two main sections: 'Watch and Listen' and 'Read and understand a text'.

Watch and Listen Section:

- Watch and Listen:** Develop your students' listening skills while exploring the world of video and audio content. Includes a card for 'Follow Submarine' with a video player and a card for 'Audio & Video Question Creator'.
- Choose the Right Summary:** Creates three summaries for your audio or video, two of them are wrong and only one is correct. You can go back to check listening comprehension.
- Warm-Up Discussion Questions before Listening:** Creates discussion questions that you can use as a warm-up before a listening task. They invite your student to express their opinion on the topic covered in the video or audio and ask about their experience.
- Summary:** A card showing a video player and a summary of the content.
- Audio & Video Summary Gap-Fill:** Creates a listening exercise, in which a student is expected to fill in the gaps in a video or audio summary. This is a great task for students to practice their listening comprehension and contextual understanding.

Read and understand a text Section:

- Follow Submarine:** This is a story about a man who had to sail from the sea to the shore and to his home. It is a short story in the form of a submarine. Includes a card for 'What was the working title of "Friday"?' and 'When was the love an easy game to play?'.
- What was the colour of the submarine?** Includes a card for 'When did the troubles seem far away?' and 'They will live in a peaceful village'.
- Create a text on a certain topic:** Creates a text on a certain topic. Can be used during lessons or as a homework task after a reading, listening or vocabulary lesson.
- Create open questions for a text:** Creates a list of open questions. Ask your students these questions to make sure they understood the text.
- Create ABCD questions for a text with only one correct answer:** Creates a list of ABCD questions for a text with only one correct answer.
- Create True/False statements based on your text:** Creates a True/False reading exercise for the student to check if they understood the content of the text.
- Quiz:** A card showing a quiz interface with questions like 'Who gave me the yellow submarine?' and 'No, I haven't. But I write a song about it!'.
- Titles:** A card showing a list of titles for a text, such as 'The Yellow Submarine', 'The life of a sailor', and 'Exploring the ocean'.
- Lead-in activities for a text:** Creates a list of lead-in activities for a text. Can be used as a warm-up before reading a text or as a lead-in to a reading lesson. Includes a card for 'The Beatles had a profound effect on American music and culture'.
- Create three titles for a text:** Creates three titles for a given text, two of them are wrong and only one is correct. You can give this exercise to your students as a listening task.
- Reading bits and pieces:** Creates all kinds of small tasks for your lesson.

TWEE

Watch and Listen

Develop your students' listening skills while exploring the world of video and audio content

- Convert Audio & Video to Text**
Create a transcript of the chosen audio or video that you can use in class. Simply upload your file in MP3, MP4 and other formats or paste a YouTube link and get your transcript.
- Audio & Video Question Creator**
Upload your audio or video and create a list of open questions, multiple choice questions, or true/false statements.
- Choose the Right Summary**
Creates three summaries for your audio or video. Test if they are wrong and only one is correct. You can give this task to check listening comprehension.
- Warm-Up Discussion Questions before Listening**
Create discussion questions that you can use as a warm-up before a listening task. They invite your students to express their opinion on the topic covered in the video or audio and talk about their experience.
- Summary**
Helps who listened to the Beatles' music had better **understand** **what** they were talking about.
- Audio & Video Summary Gapfill**
Creates a listening exercise, in which a student is expected to fill in the gaps in a video or audio summary. This is a great task for students to practice their listening, comprehension and contextual understanding.

Read and understand a text

Create, analyze and discuss an unlimited range of unique reading materials

- Yellow Submarine**
This is a story about a man who lives in a small house. One day, it was a water and he fell down. The water was in the back of the submarine. He then jumped the peak of the house to fall and open the submarine.
- 1) What was the colour of the submarine?**
The colour of the submarine was yellow.
- 2) Where was the love on every space to play?**
a) today b) last month c) yesterday d) in Friday
- When did the trouble(s) seem far away?**
a) today b) last month c) yesterday d) in Friday
- They all live in a yellow submarine (video)**
In times of trouble, better days seem to be near.
- Create a text on a certain topic**
Create a text on a certain topic. Can be used during a lesson or as a homework task after a reading, listening or vocabulary lesson.
- Create open questions for a text**
Creates a list of open questions. Ask your students these questions to make sure they understood the text.
- Create ABCD questions for a text with only one correct answer**
Creates a list of ABCD questions for a text with only one correct answer.
- Create True/False statements based on your text**
Creates a multiple choice exercise for the student to check if they understood the content of the text.
- Quiz**
Quiz game to play.
- Reading bits and pieces**
Creates an extract of small texts for presentation.
- Create a dialogue on any topic**
Creates a dialogue based on any text or topic. Other this dialogue for your students to read aloud or discuss.
- Lead-in activities for a text**
Creates 3 ideas that can be used as lead-in activities before reading a certain text in class. Requires little discussion questions with these to keep your lesson more engaging.
- Create three titles for a text**
Creates three titles for a given text, two of them are wrong and only one is correct. You can give this exercise to your students as a listening task.
- Reading bits and pieces**
Creates an extract of small texts for presentation.

TWEE

Learn and practice new words

Work on your students' vocabulary range and control

- Fill in the gap**
Replaces all the chosen words in the text with gaps. Gives a list of those words separately.
- Create a matching exercise word-definition**
Automatically creates a matching exercise for a list of words. Ask your student to match the words to the meaning. For the words with multiple meaning, provide a synonym in brackets to help the definition you need.
- Create a list of sentences with your vocabulary**
Creates a list of sentences with target vocabulary. It's a great idea to use them later in the "Fill in the Gap" tool! You can type in verb forms or base form for learners to make a grammar task.
- Essential vocabulary on the topic**
Suggests a list of essential vocabulary items for the chosen topic and level. Use this list in the other "Read tools" to create a variety of exercises for your lesson.
- Extract collocations from a text**
Extracts collocations from a given text based on the target vocabulary provided. Perfect for teaching your students' vocabulary chunks.
- Word-Translation matching**
This tool translates a list of words or phrases into different world languages and creates a matching exercise. Use it for vocabulary presentation and revision in bilingual classrooms.
- Create a word formation exercise**
Creates a word formation exercise. Ask your student to take a word from each list of English and form a different part of speech to fit in the gaps.
- Create communicative situations with your vocabulary**
Creates short two-line dialogues with the target vocabulary. You can give them to your students to show how to use new words and phrases in everyday speech.
- Drill some grammar**
Every text useful: make your students practice grammar structures
- Scramble the words in sentences**
Mixes up all the words in a sentence. Ask your student to put the words in the right order. You can give this task to practice word order in questions or grammar structures.
- Create an exercise with matching halves**
Creates an exercise for your students in which they need to correctly match the halves of collocations, sentences, and so on. It's an excellent way to practice or revise grammar and vocabulary chunks.
- Make your students speak**
Break all language barriers with awesome speaking prompts
- Find discussion questions**
Creates discussion questions on a given topic. You can use them as a warm-up or at any other stage of your lesson.
- Find interesting facts on a given topic**
Finds 10 facts on a given topic. You can use these facts as a warm-up or as a topic for discussion.
- Create a list of advantages and disadvantages on the given topic**
Creates a list of advantages and disadvantages on the given topic. You can use this list for discussions or debates.
- Find quotes by famous people on the topic**
Creates a list of quotes by famous people. Perfect for warm-ups, discussion, and essay topics.

Fill in the gap

Replaces all the chosen words in the text with gaps. Gives a list of these words separately.

Language: English (British)

Fill in the gap

Replaces all the chosen words in the text with gaps. Gives a list of these words separately.

1 Paste a text that you want to turn into a fill-in-the-gap activity. Click on the words to make gaps instead of them. To create a gap for a multi-word phrase, right-click (or tap and hold on mobile) and select "Merge to the right/left".

2 Image to text Select All Articles

3 Deselect all words

4 Finland's conservative former Prime Minister Alexander Stubb has won Sunday's presidential election, final results show. He secured 51.6% of the vote, while his Green Party rival Pekka Haavisto, the former foreign minister, had 48.4%. Mr Haavisto has already admitted defeat. It is the first election since Finland joined the Nato military alliance. Mr Stubb, 55, takes a hardline approach towards Russia, which the Nordic nation shares a long land border. He had said that joining Nato was a "done deal" for his country as soon as Russian President Vladimir Putin launched a full-scale invasion of Ukraine in February 2022. Finland officially became the Washington-led alliance's 31st member last April. How Sweden and Finland went from neutral to Nato Russia warns of tension as Finns shut last crossing on Sunday, Mr Stubb, a member of Finland's National Coalition Party, described his election victory as "the greatest honour of my life". He also stressed that it was "rather self-evident that it's difficult to find a pathway towards peace, but it seems to me that that pathway happens only through the battlefield at the moment." Mr Haavisto, who had also unsuccessfully run for the presidency twice before, instead, he said he would now focus on his job as a lawmaker. Mr Stubb will officially assume office on 1 March, replacing Sauli Niinistö. The Finnish head of state is directly responsible for foreign and security policy, and is commander-in-chief of the country's armed forces.

1 Can You Fill in the Blanks?

+ Add short description

View options

on (3), through, in (3), to (5), from, for (4), at (2), of (9), with (2)

Finland's conservative former Prime Minister Alexander Stubb has won Sunday's presidential election, final results show. He secured 51.6% (1) the vote, while his Green Party rival Pekka Haavisto, the former foreign minister, had 48.4%. Mr Haavisto has already admitted defeat. It is the first election since Finland joined the Nato military alliance. Mr Stubb, 55, takes a hardline approach towards Russia (2) which the Nordic nation shares a long land border. He had said that joining Nato was a "done deal" (3) his country as soon as Russian President Vladimir Putin launched a full-scale invasion (4) Ukraine (5) February 2022. Finland officially became the Washington-led alliance's 31st member last April. How Sweden and Finland went (6) neutral (7) Nato Russia warns (8) tension as Finns shut last crossing (9) a press conference late (10) Sunday, Mr Stubb, a member (11) Finland's National Coalition Party, described his election victory as "the greatest honour (12) my life". He also stressed that it was "rather self-evident that it's difficult (13) have any kind (14) political dialogue with Putin as long as Russia is waging an aggressive war against Ukraine. "So, I don't see any kind (15) communication with Putin or (16) the Russian political leadership (17) the near future. We all want (18) find a pathway (19) me that that pa (20) the battlefield

Correct Answers:

1 of 2 with 3 for 4 of 5 in 6 from 7 to 8 of 9 at 10 on 11 of 12 of 13 to 14 of 15 of 16 with 17 in 18 to 19 through 20 at 21 to 22 in 24 for 25 on 27 on 28 of 29 for 30 of

Lähde: <https://www.bbc.co.uk/news/world-europe-68270804>

Petri Ilmonen © TRYCAMPS Language School www.trycamps.fi

historia Kirjanmerkit Ikkuna Ohje

twee

Project: Finland's Preside...

Save as PDF Include answers Share

Search for a tool...

All Tools: Reading Create a Text Open Questions ABCD Questions True/False Dialogue Based on Topic Titles for a Text Reading Bits Simplify or Upgrade Vocabulary Writing Speaking Grammar Listening

Need help? Privacy Policy

2 Can You Tell which Sentences are True and which are False?

+ Add short description

View options Show as separate task

1 The author described his election victory as the most significant moment of his life.

2 Mr Stubb will not take office on 1 March, replacing Sauli Niinistö.

3 The author, who ran as an Independent, accepted his loss.

4 Mr Haavisto successfully ran for the presidency twice before.

5 Mr Stubb, a member of Finland's National Coalition Party, described his election victory as a regular event in his life.

6 The author will officially take office on 1 March, succeeding Sauli Niinistö.

7 The Finnish head of state is not responsible for foreign and security policy, and is not the commander-in-chief of the country's armed forces.

Correct Answers:

1 True

2 False - This statement contradicts the factual information provided in the text - the text says that Mr Stubb will assume office on 1 March.

3 True

4 False - Exaggerates the information mentioned in the text, misrepresenting the factual data.

5 False - This statement contradicts the factual information provided in the text - the text says that Mr Stubb described his victory as the greatest honour of his life.

6 True

7 False - Exaggerates the information mentioned in the text, misrepresenting the factual data.

Copy Edit B 👍 🙌 🏆

Petri Ilmonen © TRYCAMPS Language School www.trycamps.fi

Audio & Video Question Creator

Upload your audio or video and create a list of open questions, multiple choice questions, or true/false statements.

← Change

Overnight in a Glass Igloo in t

00:00 / 19:31

Select an extract which lasts up to 5 min

Type of questions

True/False statements

Level

Simple A1-A2

Do the magic!

1 Answer the Questions!

+ Add short description

View options

00:00 - 05:00 <https://youtu.be/ATwuyPHFE>

Correct Answers:

- True
- True
- False -- The narrator is in Finland during winter.
- False -- The narrator mentioned not seeing any street lights.
- False -- The narrator described the location as secluded.
- True
- True
- False -- The receptionist mentioned they are not fully booked.
- False -- The narrator is from Wales.
- False -- The narrator will have salmon for dinner.

1 The narrator is in Finland, inside the Arctic Circle.

2 The narrator has never stayed in a glass igloo before.

3 The narrator is in Finland during summer.

4 The narrator saw street lights everywhere on the way to the glass igloo.

5 The glass igloo is located in a populated area.

6 The narrator is excited about staying in the glass igloo.

7 The glass igloo hotel has 39 igloos.

8 The glass igloos are always fully booked.

9 The narrator is from Spain.

10 The narrator will have reindeer for dinner.

Petri Ilmonen © TRYCAMPS Language School www.trycamps.fi

25

TWEE

Pricing Plans

Try Twee 🧑‍🎓

Forever Free

- 20 runs / month for Text Tools
- 10 runs / month for Media Tools
- 5-min input limit on media
- Export to pdf

Try It For Free

Twee Pro 🦁

\$19/month

\$15 / month if paid annually

- Unlimited* runs for Text Tools
- 100 runs / month for Media Tools
- 10-min input limit on media
- Export to pdf

Sign Up Now!

Twee Schools 🏫

Annual only

- Multiple Teachers
- Unlimited* Text Tools
- 100 runs / month for Media Tools
- 10-min input limit on media
- Export to pdf
- Personal Support

Let's Get In Touch

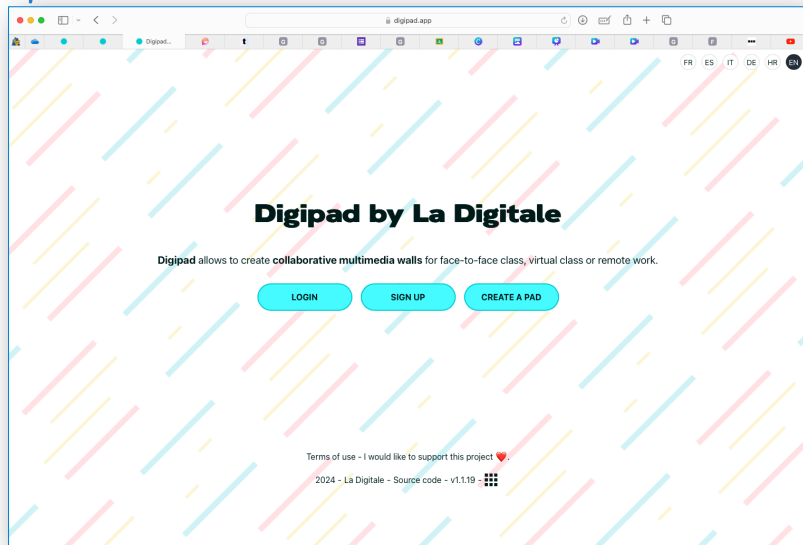
Compare Features

Features	Try Twee 🧑‍🎓	Twee Pro 🦁	Twee Schools 🏫
Text Tools	20 runs / month	Unlimited*	Unlimited*
Media Tools	10 runs / month	100 runs / month	100 runs / month / teacher
Input limit on media	5 min	10 min	10 min
Multiple Seats	Not available	Not available	Available
Export to pdf	Available	Available	Available
Extract text from an image	Available	Available	Available

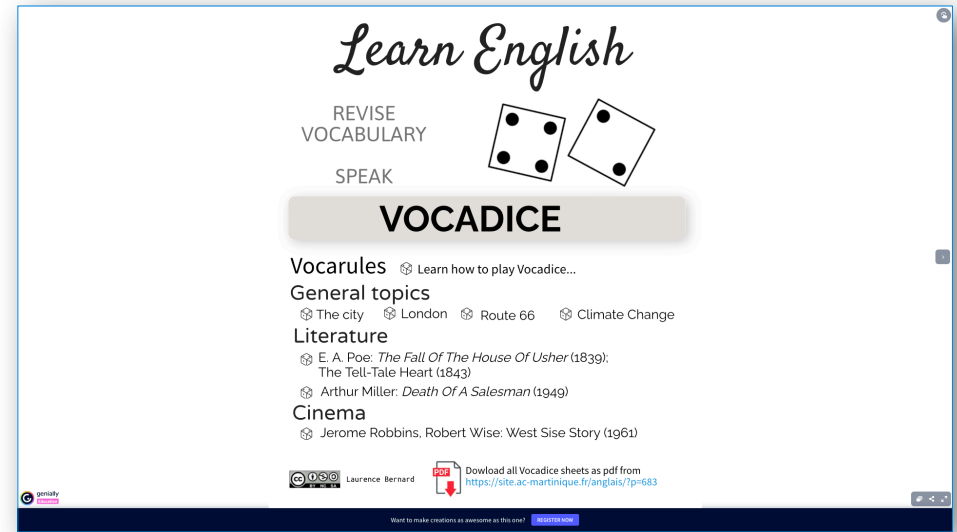
Petri Ilmonen © TRYCAMPS Language School www.trycamps.fi

26

Digipad



Vocadice / Genially



vocadice / Genially

Climate Change

The City

Jerome Robbins • West Side Story (1961)
Robert Wise

Petri Ilmonen © TRYCAMPS Language School www.trycamps.fi

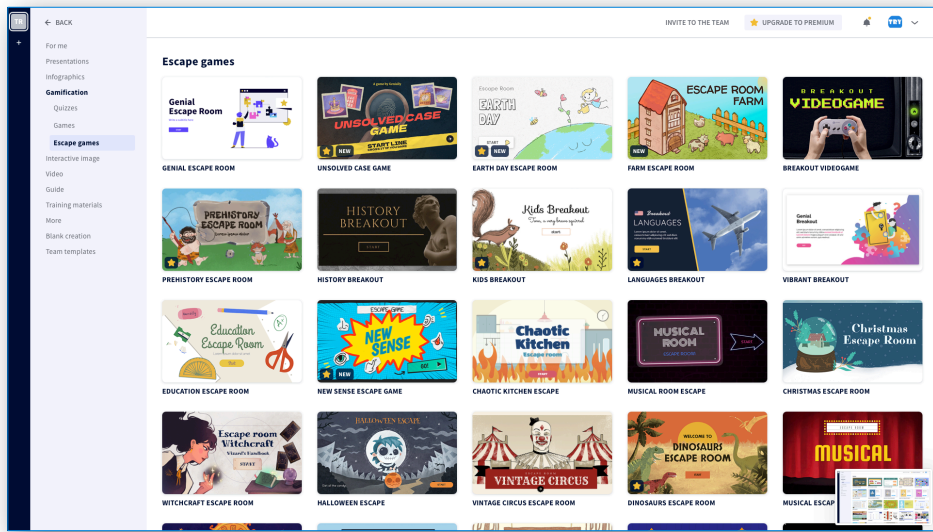
29

vocadice / Genially

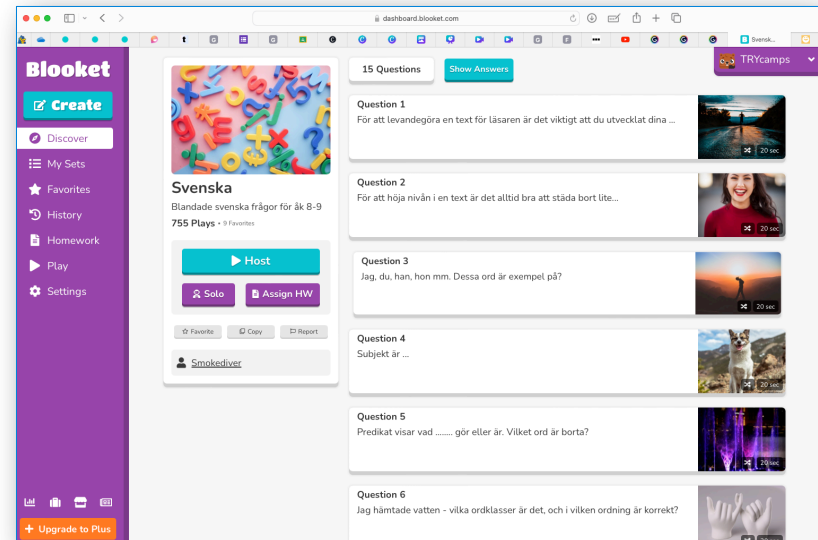
Petri Ilmonen © TRYCAMPS Language School www.trycamps.fi

30

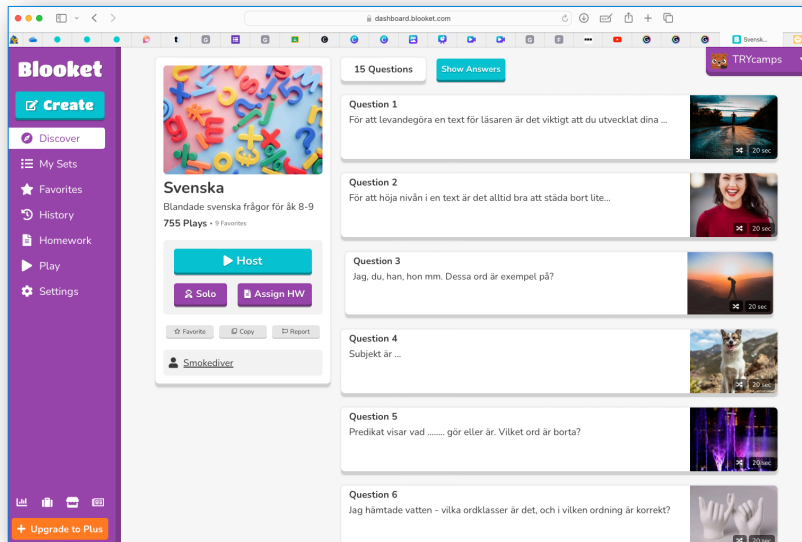
vocadice / Genially




Blooket



Blooket



33



34

Clips (iOS)



Clips

Sano se videolla

★★★★☆ 19

AVAA



Petri Ilmonen © **TRYCAMP**S
Language School www.trycamps.fi

35

Animation Plotagon & Adobe Express



Animate A Character From Audio For Free Using Adobe Express



Petri Ilmonen © **TRYCAMP**S
Language School www.trycamps.fi

36

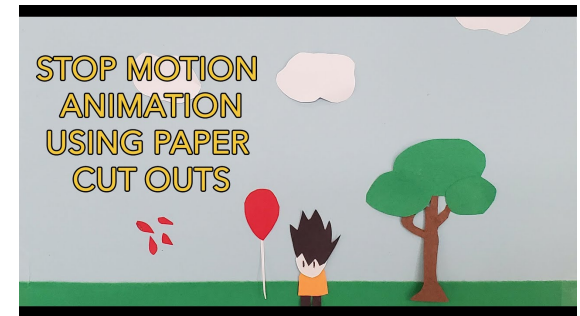
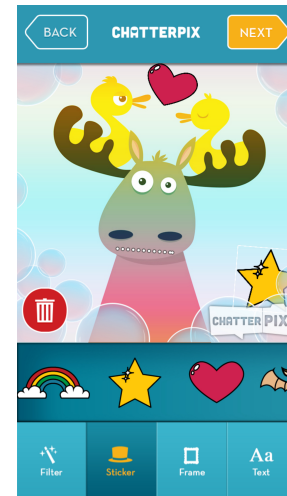
Simple Speak the language -Avatar ideas



Petri Ilmonen © **TRYCAMP**
Language School www.trycamps.fi

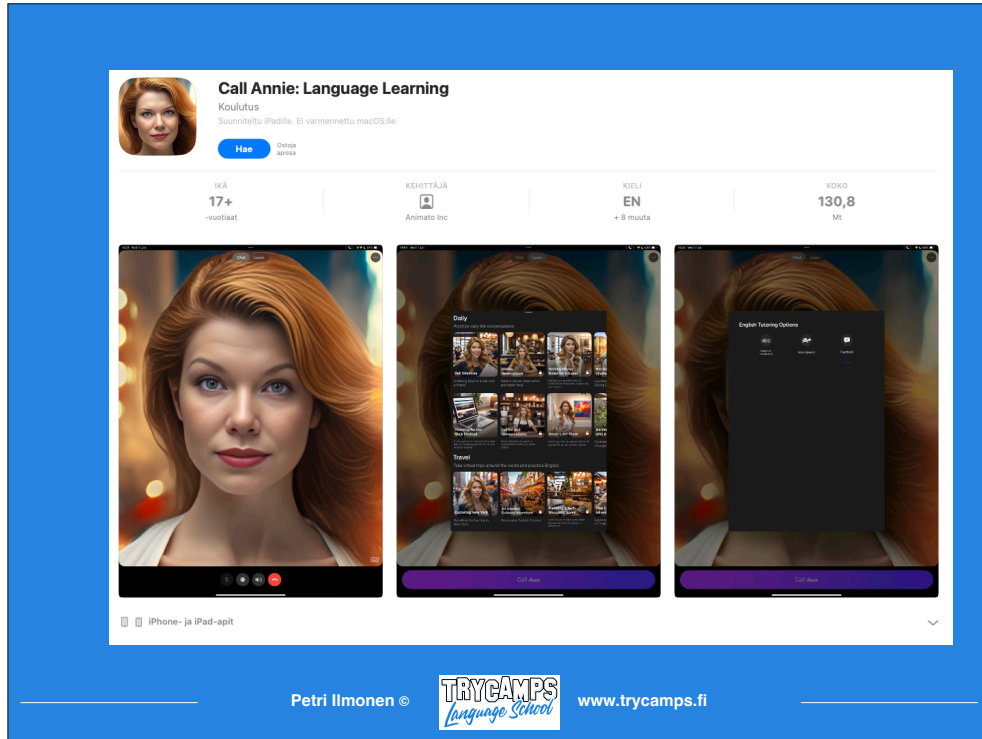
37

Simple Speak the language -Avatar ideas



Petri Ilmonen © **TRYCAMP**
Language School www.trycamps.fi

38



39



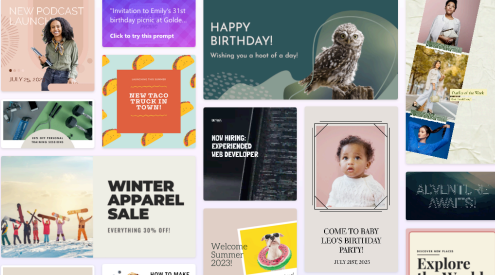
40

Give it a **TRY** LANGUAGE SCHOOL

Designer Get started for free

Unleash your creativity: Create stunning designs lightning-fast with AI

Describe the design you'd like to create Try for free

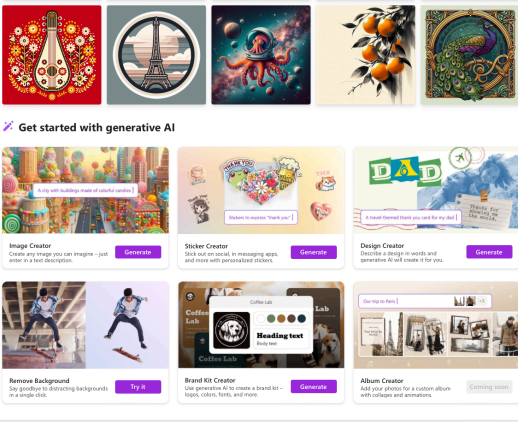


The grid displays a variety of design templates such as a 'NEW PODCAST LAUNCH' post, a birthday invitation for 'Emily's 1st birthday', a 'HAPPY BIRTHDAY!' card with an owl, a 'NEW TACO TUESDAY TOWN!' poster, a 'WINTER APPAREL SALE' banner, and several other social media and promotional designs.

41

Give it a **TRY** LANGUAGE SCHOOL

Designer PREVIEW Sign in



This section features a 'Get started with generative AI' section with several tool cards: 'Image Creator', 'Sticker Creator', 'Design Creator', 'Remove Background', 'Brand Kit Creator', and 'Album Creator'. Each card includes a brief description and a 'Generate' button. Above these cards are five example images: a guitar, the Eiffel Tower, an octopus, oranges, and a colorful abstract design.


Designs for social media and more Browse templates in Microsoft Create

42

Give it a **TRY**
LANGUAGE SCHOOL

Designer Image Creator #REVIEW

Photo of a girl in San Francisco with a rose in her hand. She has blue eyes, long red hair and a long Poppy dress. She is 20 years of age and she is waiting for Mickey Mouse to pick her up by a skate board. She is happy and the sun is shining. The photo has a whimsical mood with vibrant colors



Connect with Designer

Microsoft privacy statement Third Party Notice Terms of use FAQs

© Microsoft 2024

43


Give it a **TRY**
LANGUAGE SCHOOL



https://firefly.adobe.com/generate/images

44

"Grammar & speaking" videos (iMovie)




Petri Ilmonen ©

TRYCAMP
Language School

www.trycamps.fi

45

Reading Coach / MS Teams



<https://www.youtube.com/watch?v=fHZdcLxdzFQ>

Petri Ilmonen ©

TRYCAMP
Language School

www.trycamps.fi

46

Do you know this man?



Lähde: Wikipedia

Petri Ilmonen ©



www.trycamps.fi

47

CREATIVE LEARNING Activity based learning

10% by reading
20% by hearing
30% by seeing
50% by hearing & seeing
70% by talking/telling
90% by talking & doing/building

Edgar Dale, 1969 (Cone of learning)

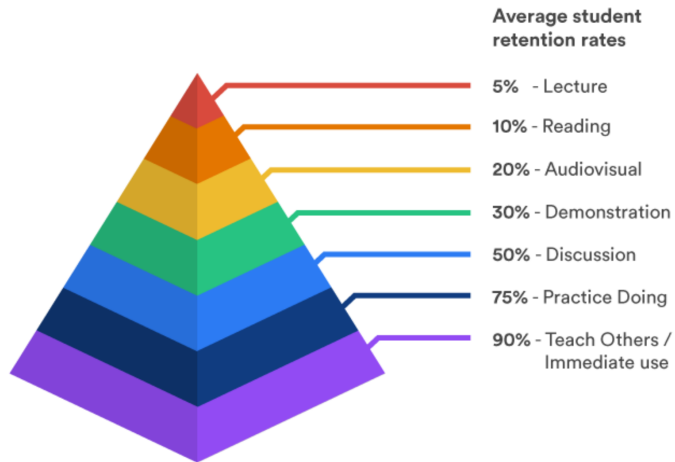
Petri Ilmonen ©



www.trycamps.fi

48

Learning Pyramid



Petri Ilmonen ©



www.trycamps.fi

Do you know this man?



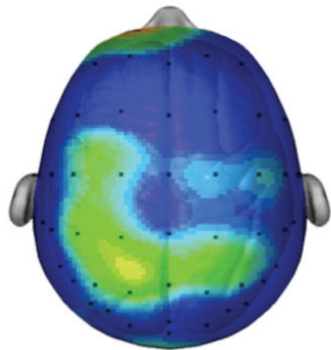
Lähde: Wikipedia

Petri Ilmonen ©

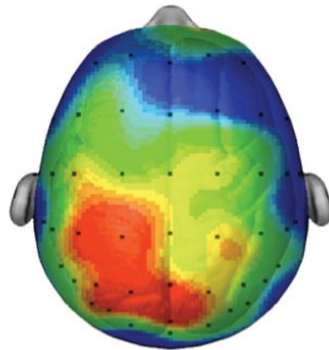


www.trycamps.fi

Traditional "Sit still & listen"
vs.
Creative Learning / Activity based learning



After 20 minutes of sitting quietly



After 20 minutes of walking

Research/scan compliments of Dr. Chuck Hillman, University of Illinois

Petri Ilmonen ©



www.trycamps.fi

"20 MINUTES OF WALKING HAS AN IMMEDIATE IMPACT ON BRAIN HEALTH, STUDENT ACHIEVEMENT AND CAN INCREASE FOCUS AND ATTENTION IN THE WORKPLACE."
—PROFESSOR CHUCK HILLMAN, PHD



Any thoughts?

Petri Ilmonen ©



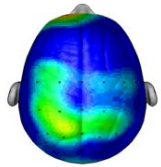
www.trycamps.fi

Rooted in Research:

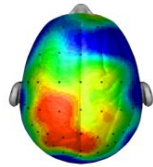
The Physical Activity and Learning Connection

Average Composite of 20 Students Taking Same Test

Research/Scan Dr. Chuck Hillman University of Illinois



Brain after sitting quietly



Brain after 20 minute walk

Physical Activity improves...

Attendance

Classroom
behavior

Cognitive
development

Test scores

Academic
performance

Petri Ilmonen ©

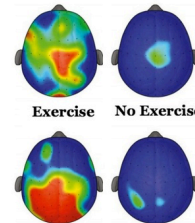
TRYCAMPS
Language School

www.trycamps.fi

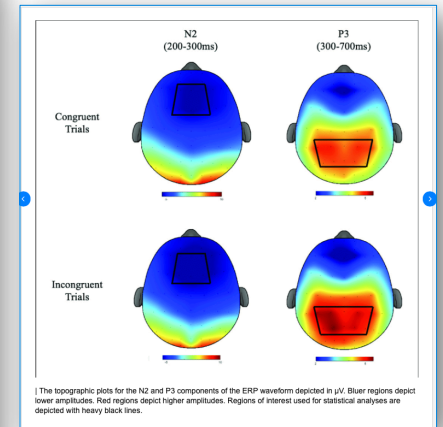
53

Exercise Is ADHD Medication

Physical movement improves mental focus, memory, and cognitive flexibility; new research shows just how critical it is to academic performance.



Electrophysiological plots representing brain processing capacity and mental workload (P3 amplitude) during cognitive tasks that require executive control in children in the experiment and control groups. Red represents the greatest amplitude, and blue the lowest. (Hillman et al, *Pediatrics/ The Atlantic*)



Petri Ilmonen ©

TRYCAMPS
Language School

www.trycamps.fi

54

Wordwall.net

Wordwall Create better lessons quicker Home Features Community My Activities My Results Create Activity Upgrade trycamps

0:30 2... 1

Switch template

INTERACTIVES

- Quiz
- Gameshow quiz
- Open the box
- Maze chase
- Random wheel
- Show all

Ruoka (mikä ruoka?)

by Koulutus

Edit Content Like Bookmark Embed More

Petri Ilmonen ©



www.trycamps.fi

55

Classroomscreen.com

classroomscreen.com

3:13 PM

03:00

TRYCAMPS Language School

Max noise

trycamps

abstrakti, tutkimuksen, erikois, oppitunti, kiva, keltä, jättä, työkenttä, kaverit, opett, kello, kello, väpö

Petri Ilmonen ©



www.trycamps.fi

56

Oppimisvaikeudet

home view all export

Popplet.com & appi MINDOMO & MIRO

Petri Ilmonen © TRYCAMPS Language School www.trycamps.fi

57

Bookcreator.com CHROME

Petri SUK-pienryhmä

Näytä Katsukoodi tulleille liittymistä varten

Empower the Learner PROFILE

THE Empower the Learner PROFILE

ALL ABOUT STUDENT NAME!

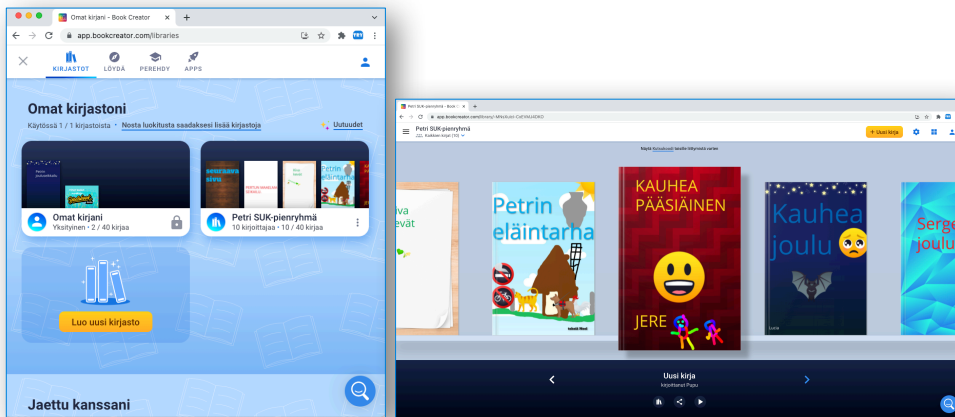
The Empower the Learner Profile
kirjoittanut Petri Ilmonen

Petri Ilmonen © TRYCAMPS Language School www.trycamps.fi

58

Bookcreator.com

VAIN CHROME



Petri Ilmonen ©

TRYCAMPS
Language School

www.trycamps.fi

59

Bookcreator.com

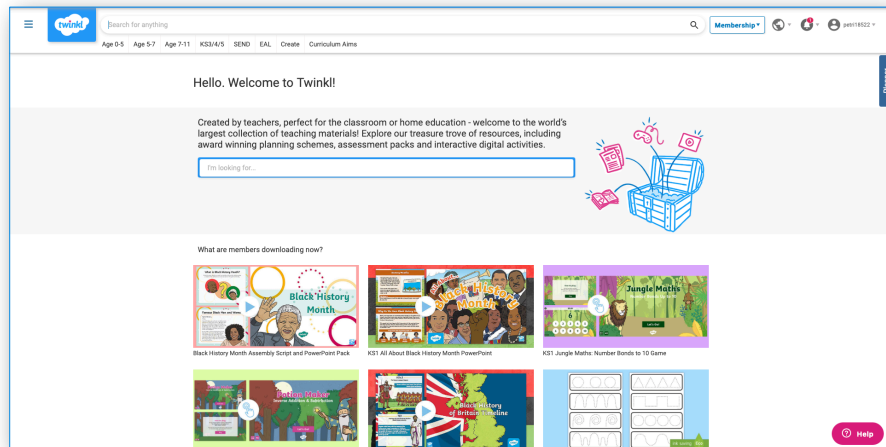
We saw lots of typical Lapish animals in Lapland: a reindeer & a husky-dod. Luckily we didn't see any bears, though we did taste some...



Give it a TRY
LANGUAGE SCHOOL

60

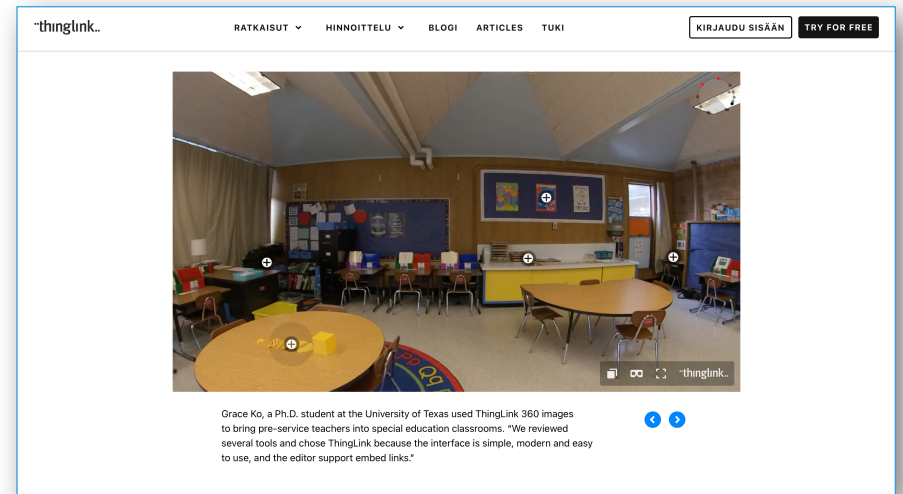
www.twinkl.fi



Petri Ilmonen © TRYCAMPS Language School www.trycamps.fi

61

THINGLINK.COM



Petri Ilmonen © TRYCAMPS Language School www.trycamps.fi

62

thinglink.com

Keittiöyösalii
piia.kovalainen · 5 years ago · 471 views

Keittiöyösalii

Do you want to create similar content? [START NOW](#) [LEARN MORE](#)

<https://www.thinglink.com/scene/990520927454232579>

Petri Ilmonen © **TRYCAMPS** Language School www.trycamps.fi

63

thinglink.com

Digipäiväkoti Positivari
annarikka.rasa · 5 years ago · 30721 views

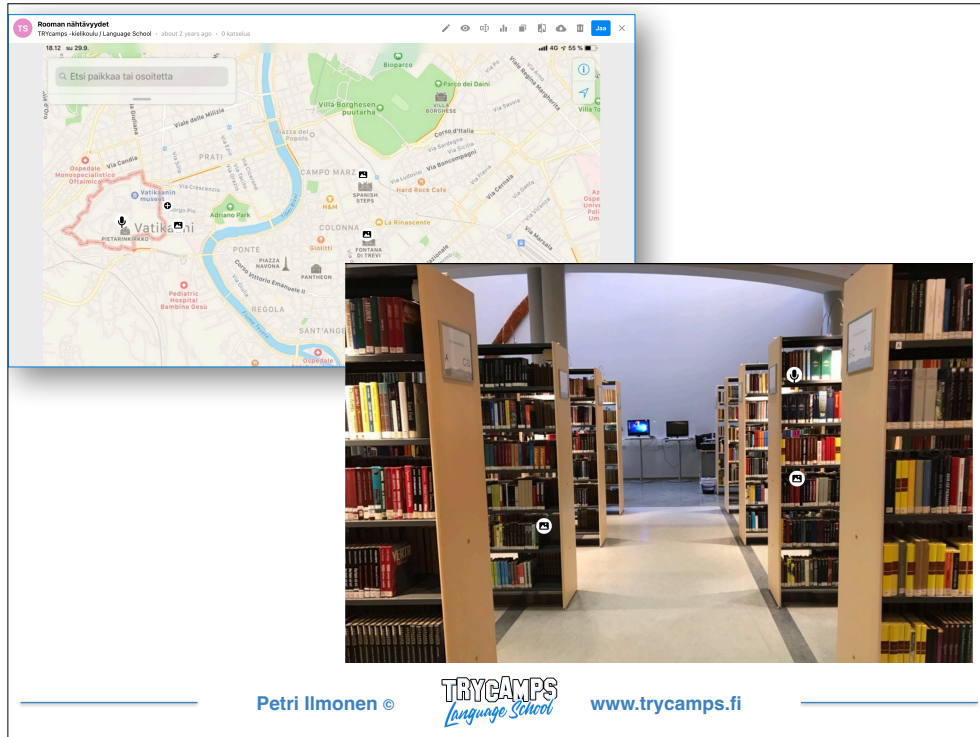
ALOITA TÄSTÄ

DIGIPÄIVÄKOTI POSITIIVARIIN PÄIVÄOHJELMA

<https://www.thinglink.com/scene/990183920366518273>

Petri Ilmonen © **TRYCAMPS** Language School www.trycamps.fi

64



65

LÄHDE: HEATHER SHUMAKER'S NEW BOOK IT'S OK TO GO UP THE SLIDE

"There is no evidence that any amount of homework improves the academic performance of elementary students."

This statement, by homework research guru Harris Cooper, of Duke University, is startling to hear, no matter which side of the homework debate you're on. Can it be true that the hours of lost playtime, power struggles and tears are all for naught? That millions of families go through a nightly ritual that doesn't help? Homework is such an accepted practice, it's hard for most adults to even question its value.

When you look at the facts, however, here's what you find: Homework has benefits, but its benefits are age dependent.

For elementary-aged children, research suggests that studying in class gets superior learning results, while extra schoolwork at home is just . . . extra work. Even in middle school, the relationship between homework and academic success is minimal at best. By the time kids reach high school, homework provides academic benefit, but only in moderation. More than two hours per night is the limit. After that amount, the benefits taper off. "The research is very clear," agrees Etta Kralovec, education professor at the University of Arizona. "There's no benefit at the elementary school level."

Petri Ilmonen © TRYCAMPS Language School www.trycamps.fi

66



67



68